

2010 2

.....	1
.....	2
.....	5
.....	17
.....	22
.....	30
.....	31
.....	32
.....	44
.....	53
.....	57
.....	59
.....	61
.....	67
.....	69
.....	71
.....	72
.....	77
.....	80
.....	83
.....	100
.....	110
.....	113
.....	115
.....	116









	2010 10 30	



--	--	--	--

1955

1951

1965

()

2002 10

2003 9 10

2010 6 30



--	--



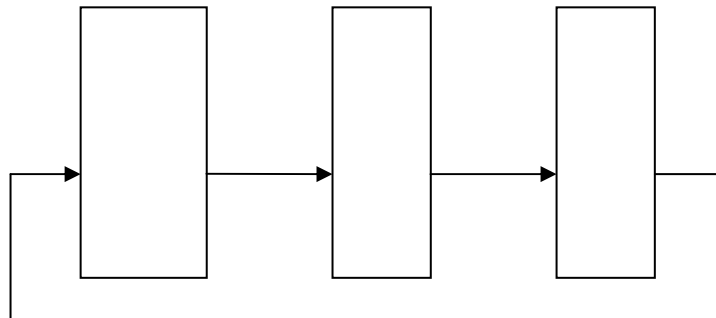
--



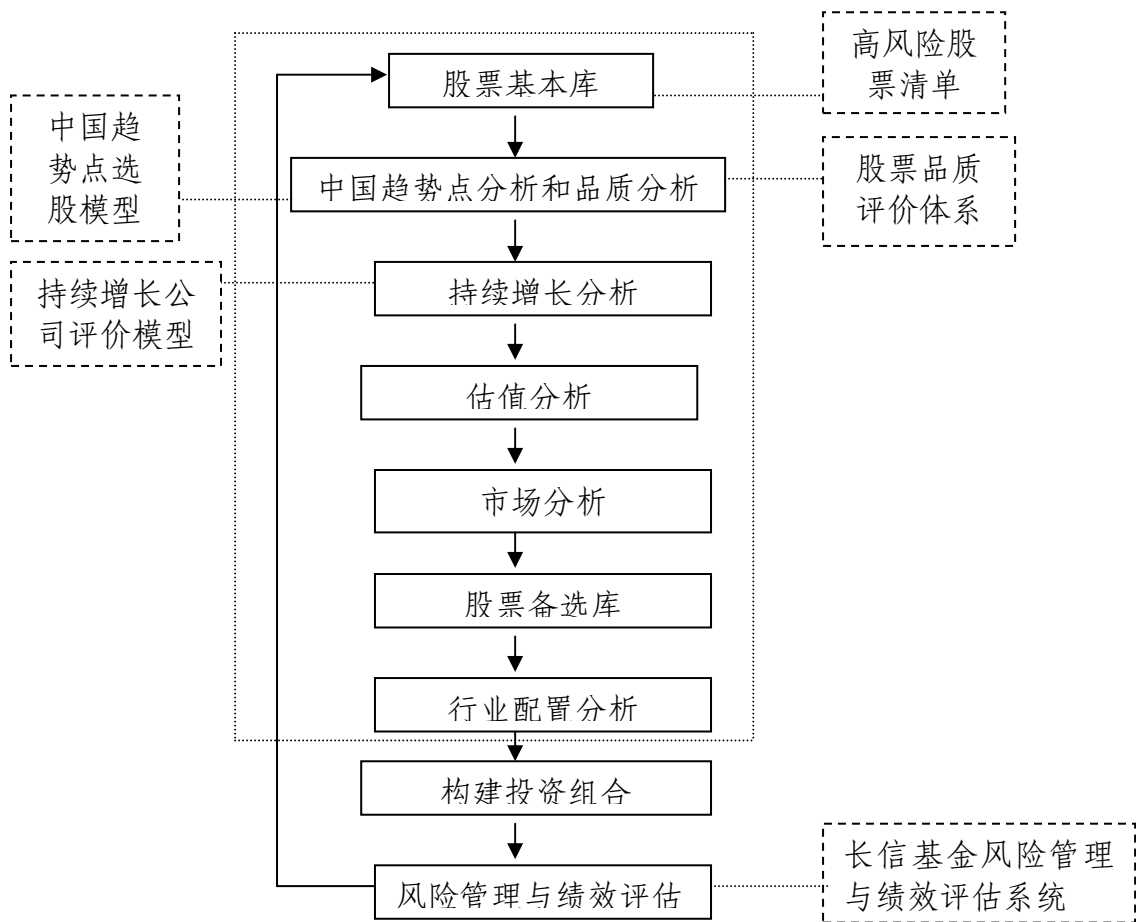
xfund.com.cn

1 000

1 000







		6,464,142,065.40	81.88
		6,464,142,065.40	81.88
		853,410,000.00	10.81
		853,410,000.00	10.81
		546,826,506.24	6.93
		30,570,167.57	0.39
		7,894,948,739.21	100.00





		111,232,878.53	1.42
		617,242,426.55	7.87
		1,327,228,263.67	16.91
		296,333,297.76	3.78
		117,426,145.44	1.50
		106,488,000.00	1.36
		354,338,188.58	4.52
		187,572,855.68	2.39
		278,883,982.75	3.55
		675,667,512.66	8.61
		565,677,468.20	7.21
		232,844,541.30	2.97
		234,222,127.05	2.98
		6,464,142,065.40	82.37

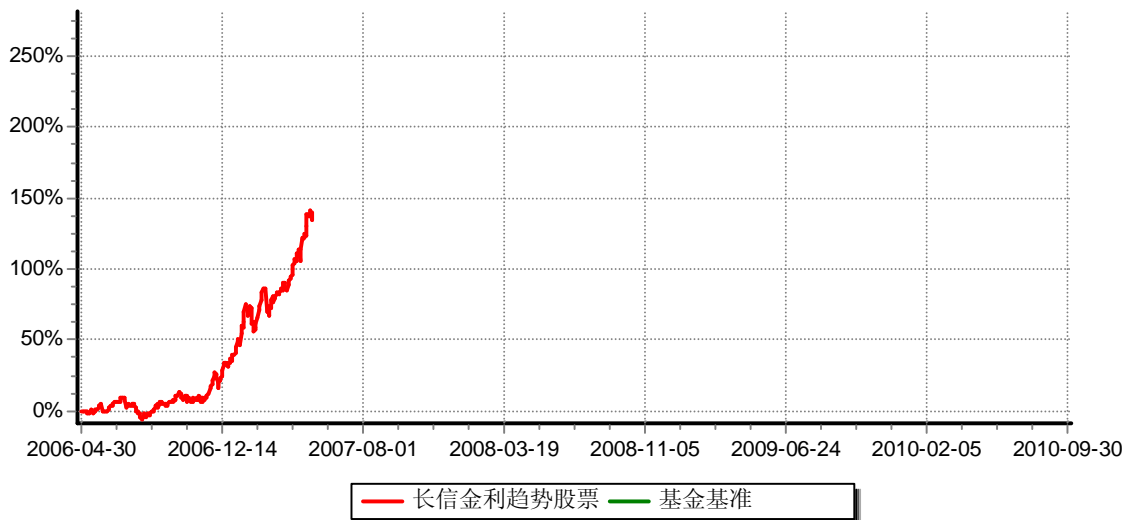
1	000063		7,349,770	181,171,830.50	2.31
2	000869		1,508,703	181,029,272.97	2.31
3	000423		3,638,399	179,300,302.72	2.28
4	000651		12,433,809	176,311,411.62	2.25
5	000568		4,699,721	170,552,875.09	2.17
6	002024		10,489,643	167,519,598.71	2.13



7	600519		990,000	167,042,700.00	2.13
8	000002		19,149,939	160,859,487.60	2.05
9	600761		9,499,843	151,332,498.99	1.93
10	600875		4,359,898	135,854,421.68	1.73

1				
2			853,410,000.00	10.87
3				
4				
5				
6				
7				
8			853,410,000.00	10.87

1	1001060	10	60	4,000,000	399,560,000.00	5.09
2	0801035	08	35	2,000,000	202,400,000.00	2.58
3	0801017	08	17	1,500,000	151,380,000.00	1.93
4	1001042	10	42	1,000,000	100,070,000.00	1.28



0-35%

5 15

60-95%

--	--	--

