

2018

2018 12 31

2019 3 29

§ 1

“ ”

2019 3 27

2018 1 1 2018 12 31

§ 2

2.1

	519989	
	2008 12 29	
	1, 239, 382, 908. 69	
	C	E
	LFC	-
	519989	004651
	1, 149, 143, 841. 75	90, 239, 066. 94

2.2

	20%
	× 90%+ 800 × 10%

2.3

	021-61009999	010-66060069
	zhouyg@cxfund. com. cn	tgxxpl@abchina. com
	4007005566	95599
	021-61009800	010-68121816

2.4

	www.cxfund.com.cn
	28 68 9 9

§ 3

2

3.2**3.2.1**

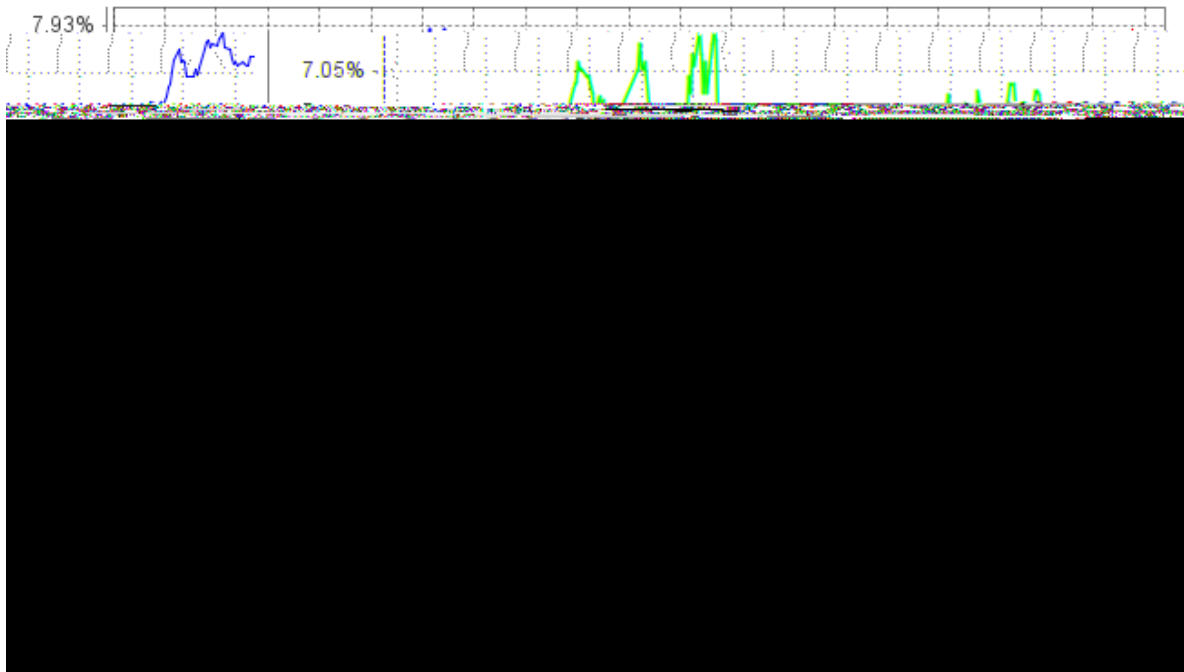
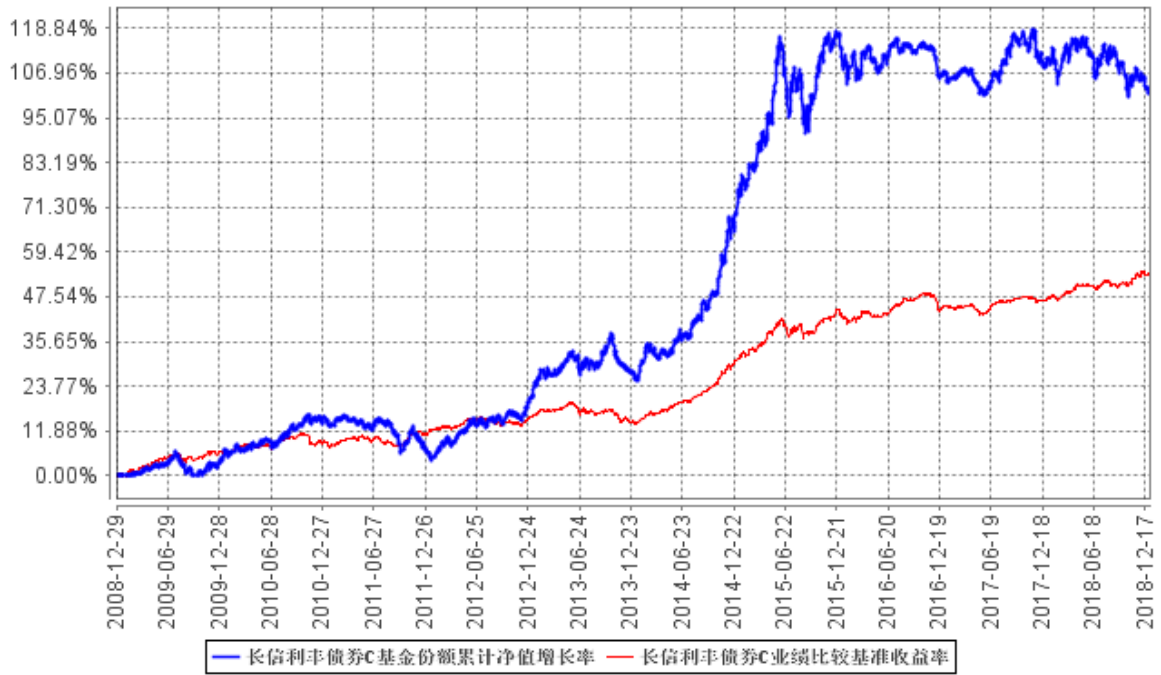
C

	-3.69%	0.52%	1.32%	0.17%	-5.01%	0.35%
	-3.83%	0.49%	2.24%	0.15%	-6.07%	0.34%
	-3.42%	0.50%	4.74%	0.14%	-8.16%	0.36%
	-6.95%	0.43%	6.61%	0.14%	-13.56%	0.29%
	58.20%	0.55%	34.12%	0.17%	24.08%	0.38%
	101.81%	0.47%	53.60%	0.18%	48.21%	0.29%

E

	-3.63%	0.53%	1.32%	0.17%	-4.95%	0.36%
	-3.77%	0.50%	2.24%	0.15%	-6.01%	0.35%
	-3.35%	0.50%	4.74%	0.14%	-8.09%	0.36%
	-0.37%	0.46%	7.37%	0.12%	-7.74%	0.34%

3.2.2



1 2017 5 19

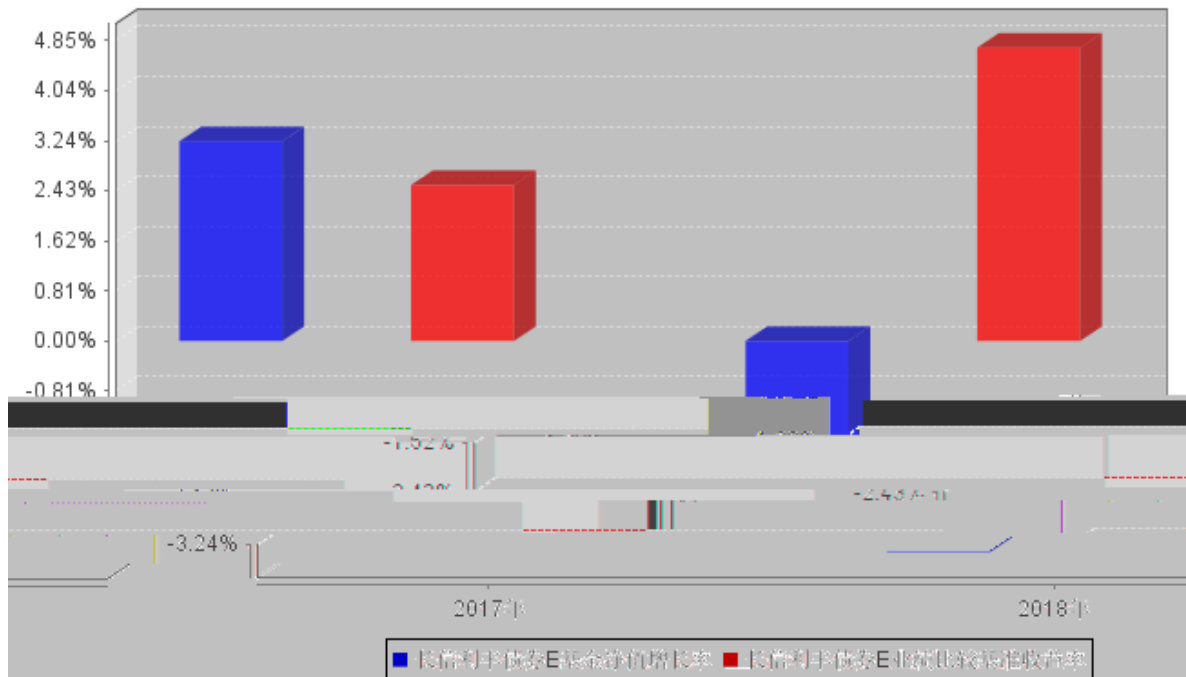
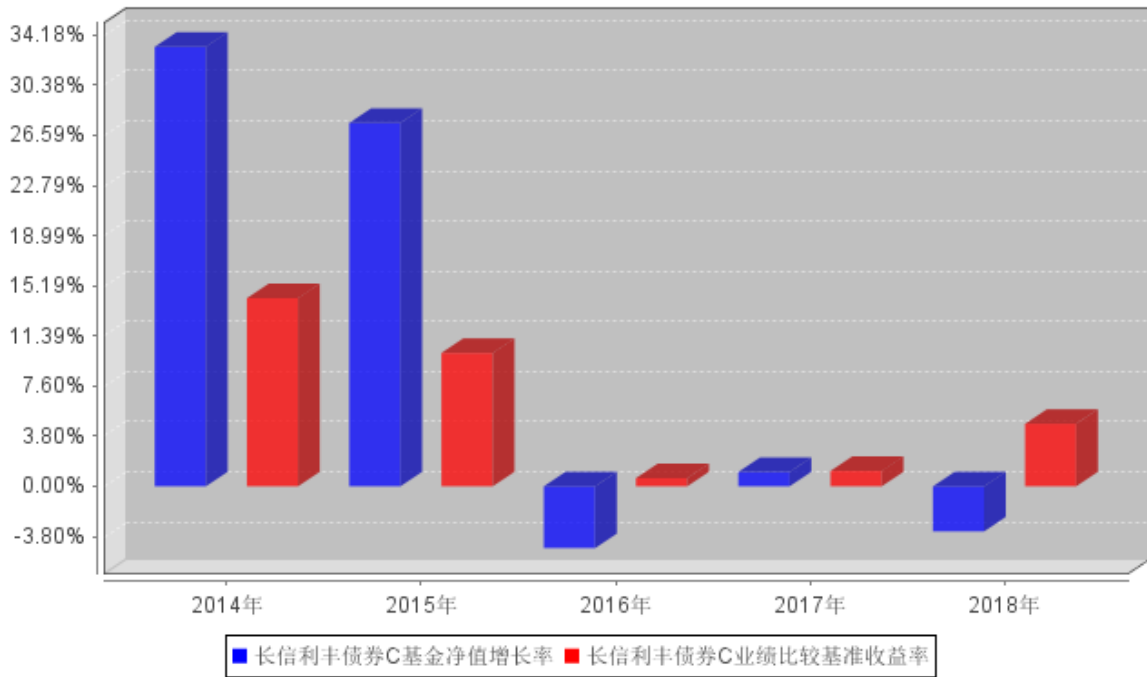
C E

2 C 2008 12 29 2018 12 31 E

2017 5 19 2018 12 31

3 6

3.2.3



E 2017 5 19 2018 12 31

2017 E

C 2013 1 1 2018 12

31

3.3

C					
	10				
2018	0.400	49,349,027.25	4,558,466.72	53,907,493.97	
2017	0.650	124,540,322.22	11,424,815.27	135,965,137.49	
2016	-	-	-	-	
	1.050	173,889,349.47	15,983,281.99	189,872,631.46	

E					
	10				
2018	0.750	15,090,366.28	-	15,090,366.28	
2017	0.650	17,992,744.33	-	17,992,744.33	
2016	-	-	-	-	
	1.400	33,083,110.61	-	33,083,110.61	

4.7

§ 4

4.1

4.1.1

2003 63

1.65

44.55%

31.21%

15.15%

4.55%

4.54%

2018 12 31

64

100

(LOF)

(LOF)

LOF

LOF

500

FOF

4.1.2

CIM

2008
12 29 - 20

					LOF
		2018 12 5	-	19	2018 7
		2017 7 28	-	3	

					2017 5
		2016 12 12	2018 5 22	6	

1

/

2

3

2019 2 2

4.2

4.3

4.3.1

1

2

1

2

5 1

3

4

5

4.3.2

4.3.3

5%

4.4

4.4.1

2018

	, 2018				2017	
2	GDP	6.6%	2017	0.2%	GDP	2017
	7	2018	2.9%			
					6-7	
	M2	8.1%		9.8%	16.17	

4.4.2

	C	1.252	1.850
	C	-3.42%	4.74%
	1.220	1.360	E
			-3.35%
		4.74%	

4.5

2019

, ,
2019

4.6

“ ”

1/2

4.7

				2018	3	9			
							2017	2017	
12	31		2018	3	13		2018	3	15
17,639,700.95			16,440,328.48	2018	9	26			
				16		45			

2018 9 28

2018 10 9

2018 9 19

51,358,159.30

47,999,065.05

1

2

3

4

5

6

1

12

50

7

12

§ 5

§ 6

2018

(2019)

61399737_B19

§ 7

7.1

2018 12 31

	2018 12 31	2017 12 31
	3, 781, 514. 49	113, 757, 355. 99
	2, 989, 171. 31	14, 482, 192. 26
	232, 510. 31	1, 365, 908. 87
	1, 862, 945, 389. 56	2, 862, 469, 046. 76
	286, 079, 377. 56	346, 176, 676. 11
	-	-
	1, 576, 866, 012. 00	2, 516, 292, 370. 65
	-	-
	-	-
	-	-
	-	54, 964, 267. 48
	9, 169, 753. 98	-
	26, 705, 116. 34	61, 976, 804. 19
	-	-
	43, 452. 00	80, 030. 24
	-	-
	-	-
	1, 905, 866, 907. 99	3, 109, 095, 605. 79
	2018 12 31	2017 12 31
	-	-
	-	-
	-	-
	345, 999, 872. 50	-
	7, 433, 672. 11	2, 532, 911. 57
	1, 735. 23	5, 417, 882. 24
	1, 029, 562. 98	1, 542, 282. 74
	294, 160. 87	440, 652. 24
	588, 321. 68	881, 304. 43
	148, 823. 70	1, 689, 582. 46
	849, 036. 34	688, 737. 74
	-83, 087. 79	-

	-	-
	-	-
	329,001.31	333,067.55
	356,591,098.93	13,526,420.97
	1,239,382,908.69	2,316,688,179.57

	41,722,294.79	62,494,622.07
1	15,647,811.78	19,445,294.51
2	4,470,803.41	5,555,798.50
3	8,941,606.71	11,111,596.87
4	5,033,552.66	10,880,026.34
5	7,184,041.78	15,199,665.82
	7,184,041.78	15,199,665.82
6	157,593.63	-
7	286,884.82	302,240.03
“ - ”	-63,289,044.99	7,352,122.53
	-	-
“ - ”	-63,289,044.99	7,352,122.53

7.3

2018 1 1 2018 12 31

	2018 1 1 2018 12 31		
	2,316,688,179.57	778,881,005.25	3,095,569,184.82
	-	-63,289,044.99	-63,289,044.99
“ - ”	-1,077,305,270.88	-336,701,199.64	-1,414,006,470.52
1.	2,843,413,017.00	932,764,378.54	3,776,177,395.54
2.	-3,920,718,287.88	-1,269,465,578.18	-5,190,183,866.06
	-	-68,997,860.25	-68,997,860.25
“ - ”			
	1,239,382,908.69	309,892,900.37	1,549,275,809.06

	2017 1 1	2017 12 31	
	2, 537, 876, 810. 89	980, 814, 177. 15	3, 518, 690, 988. 04
	-	7, 352, 122. 53	7, 352, 122. 53
“ _”	-221, 188, 631. 32	-55, 327, 412. 61	-276, 516, 043. 93
1.	3, 303, 562, 688. 68	1, 365, 071, 566. 22	4, 668, 634, 254. 90
2.	-3, 524, 751, 320. 00	-1, 420, 398, 978. 83	-4, 945, 150, 298. 83
“ _”	-	-153, 957, 881. 82	-153, 957, 881. 82
	2, 316, 688, 179. 57	778, 881, 005. 25	3, 095, 569, 184. 82

7.1 7.4

7.4**7.4.1**

“ ”)

“ ”

[2008]1252

2008

12 29

819, 356, 829. 46

2017 5 19

C E C
E

80%
20%
20%
5%
× 90%+ 800 × 10%

7.4.2

—
“ ”

2

3

XBRL 3 < >

7.4.3

2018 12 31

2018

7.4.4

7.4.5

7.4.5.1

7.4.5.2

7.4.5.3

7.4.6

7.4.6.1

			2008	4	24
3‰	1‰				
			2008	9	19

[2005]103

7.4.6.2

[2016]36
2016 5 1

[2016]46

[2016]70

[2016]140

[2017]56

2018 1 1

3%

2018 1 1

7.4.6.3

2011

2011

7.4.6.4

[2004]78

2004 1 1

[2005]103

[2008]1

7.4.6.5

[2005]103

[2008]132

7.4.8**7.4.8.1****7.4.8.1.1**

	2018 1 1			2018 12 31			2017 1 1			2017 12 31		
	1, 291, 927, 498. 53			37. 25%			3, 247, 725, 482. 76			43. 42%		

7.4.8.1.2

	2018 1 1			2018 12 31			2017 1 1			2017 12 31		
	101, 851, 655. 46			6. 75%			14, 178, 490. 35			2. 12%		

7.4.8.1.3

	2018 1 1			2018 12 31			2017 1 1			2017 12 31		
	60, 000, 000. 00			0. 22%			1, 372, 310, 000. 00			10. 26%		

7.4.8.1.4**7.4.8.1.5**

	2018 1 1			2018 12 31		

	1,073,978.66	36.44%	-	-
	2017 1 1 2017 12 31			
	2,699,838.62	43.42%	1,016,352.40	61.26%

7.4.8.2

7.4.8.2.1



1

7.4.8.2.3

	2018 1 1 2018 12 31					
	C		E			
	6,963,919.66		910,522.39		7,874,442.05	
42,422.35		-		42,422.35		
2,775.83		-		2,775.83		
7,009,117.84		910,522.39		7,919,640.23		
	2017 1 1 2017 12 31					
	C		E			
	9,043,214.82		32,914.77		9,076,129.59	
70,995.35		-		70,995.35		
3,105.77		-		3,105.77		
9,117,315.94		32,914.77		9,150,230.71		

0.40%

= × 0.40%

7.4.8.3

()

7.4.8.4

7.4.8.4.1

7.4.8.4.2

7.4.8.5

	2018 1 1			2018 12 31			2017 1 1			2017 12 31		

	3,781,514.49	625,859.29	113,757,355.99	969,666.04
--	--------------	------------	----------------	------------

2018 12 31

“ ” 2017 12 31

7.4.8.6**7.4.8.7****7.4.9** 2018 12 31**7.4.9.1** /

/

7.4.9.2**7.4.9.3****7.4.9.3.1**

2018 12 31

4,999,872.50

180401	18 01	2019 1 3	106.54	50,000	5,327,000.00
				50,000	5,327,000.00

7.4.9.3.2

2018 12 31

341,000,000.00 2019 1 2

/

§ 8

8.1

			%
1		286,079,377.56	15.01
		286,079,377.56	15.01
2		-	-
3		1,576,866,012.00	82.74
		1,576,866,012.00	82.74
		-	-
4		-	-
5		-	-
6		-	-
		-	-
7		6,770,685.80	0.36
8		36,150,832.63	1.90
9		1,905,866,907.99	100.00

8.2

8.2.1

A		-	-
B		-	-
C		139,142,659.24	8.98
D		-	-
E		-	-
F		-	-
G		-	-
H		-	-
I		135,146,718.32	8.72
J		-	-
K		-	-
L		-	-

M		11,790,000.00	0.76
N		-	-
O		-	-
P		-	-
Q		-	-
R		-	-
S		-	-

5	300166		52,206,308.80	1.69
6	603019		50,414,722.55	1.63
7	601688		50,009,721.52	1.62
8	600030		49,338,067.68	1.59
9	002405		44,066,340.00	1.42
10	600588		43,639,841.78	1.41
11	300373		41,314,136.02	1.33
12	000069		39,826,820.32	1.29
13	300253		37,021,708.72	1.20
14	000977		36,231,125.44	1.17
15	002153		33,903,103.68	1.10
16	600048		33,514,099.26	1.08
17	300212		32,595,772.07	1.05
18	002920		30,366,527.55	0.98
19	600340		28,991,319.00	0.94
20	000001		28,965,503.73	0.94

“ ”

8.4.2**2% 20**

1	000063		118,448,418.89	3.83
2	603019		114,550,097.10	3.70
3	603986		66,345,429.48	2.14
4	000100	TCL	62,242,619.28	2.01
5	002405		50,462,035.04	1.63
6	300348		50,071,870.33	1.62
7	601688		45,271,210.97	1.46
8	300253		45,111,204.94	1.46
9	600030		45,025,607.00	1.45
10	601877		43,975,772.24	1.42
11	002049		39,874,253.05	1.29
12	600588		37,544,253.83	1.21
13	000069		34,217,749.40	1.11
14	000636		33,787,153.50	1.09
15	600048		33,204,117.18	1.07
16	002410		31,383,256.38	1.01

17	600340		31,049,435.71	1.00
18	002371		30,073,489.53	0.97
19	002920		29,136,778.50	0.94
20	601601		28,180,117.67	0.91

“ ”

8.4.3

	1,761,857,775.91
	1,706,470,524.49

“ ” “ ”

8.5

8.7

8.8

8.9

8.10

8.10.1

8.10.2

8.10.3

8.11

8.11.1

8.11.2

8.11.3

1		232, 510. 31
2		9, 169, 753. 98
3		-
4		26, 705, 116. 34
5		43, 452. 00
6		-

7		-
8		-
9		36,150,832.63

8.11.4

1	113011		134,045,870.40	8.65
2	113013		106,979,846.40	6.91

8.11.5**8.11.6**

§ 9

9.1

	()					
C	10,367	110,846.32	967,217,648.25	84.17%	181,926,193.50	15.83%
E	13	6,941,466.69	90,191,721.05	99.95%	47,345.89	0.05%
	10,380	119,401.05	1,057,409,369.30	85.32%	181,973,539.39	14.68%

9.2

	C	30,259.09	0.00%
	E	-	-
		30,259.09	0.00%

9.3

	C	0~10
	E	0
		0~10
	C	0~10
	E	0
		0~10

§ 10

C

E

§ 11

11.1

11.2

11.2.1

2018 8 28

11.2.2

11.3

11.4

11.5

60,000.00

2

11.6

11.7

11.7.1

51,173,080.57 3.39%

§ 12

12.1

20%

		20%					
		2018 1 1					
		2018 1 30					
1		2018 2 12	883,765,364.94	373,020,022.56	909,540,495.45	347,244,892.05	28.02%
		2018 12 31					
	-	-	-	-	-	-	-
1							
2							
3							

12.2

2019 3 29