

2018

2018 12 31

2019 3 29

§

“ ”

2019 3 26

2018 1 1 2018 12 31

§1	2
1.1	2
1.2	3
§2	5
2.1	5
2.2	5
2.3	6
2.4	6
2.5	6
§ 3	7
3.1	7
3.2	7
3.3	9
§4	10
4.1	10
4.2	12
4.3	12
4.4	14
4.5	14
4.6	15
4.7	15
4.8	16
4.9	16
§5	17
5.1	17
5.2	17
5.3	17
§6	18
6.1	18
6.2	18
§7	20
7.1	20
7.2	21
7.3	22
7.4	23
§8	47
8.1	47
8.2	47
8.3	48
8.4	48
8.5	53
8.6	54
8.7	54

8.8	54
8.9	54
8.10	54
8.11	54
§9	56
9.1	56
9.2	56
9.3	56
§10	57
§ 11	58
11.1	58
11.2	58
11.3	58
11.4	58
11.5	58
11.6	58
11.7	58
11.8	60
§12	65
12.1 20%	65
12.2	65
§13	66
13.1	66
13.2	66
13.3	66

§

	519947
	519947
	2015 11 16
	55, 418, 003. 22

	1
	2
	3
	1
	2
	4
	+1. 5%

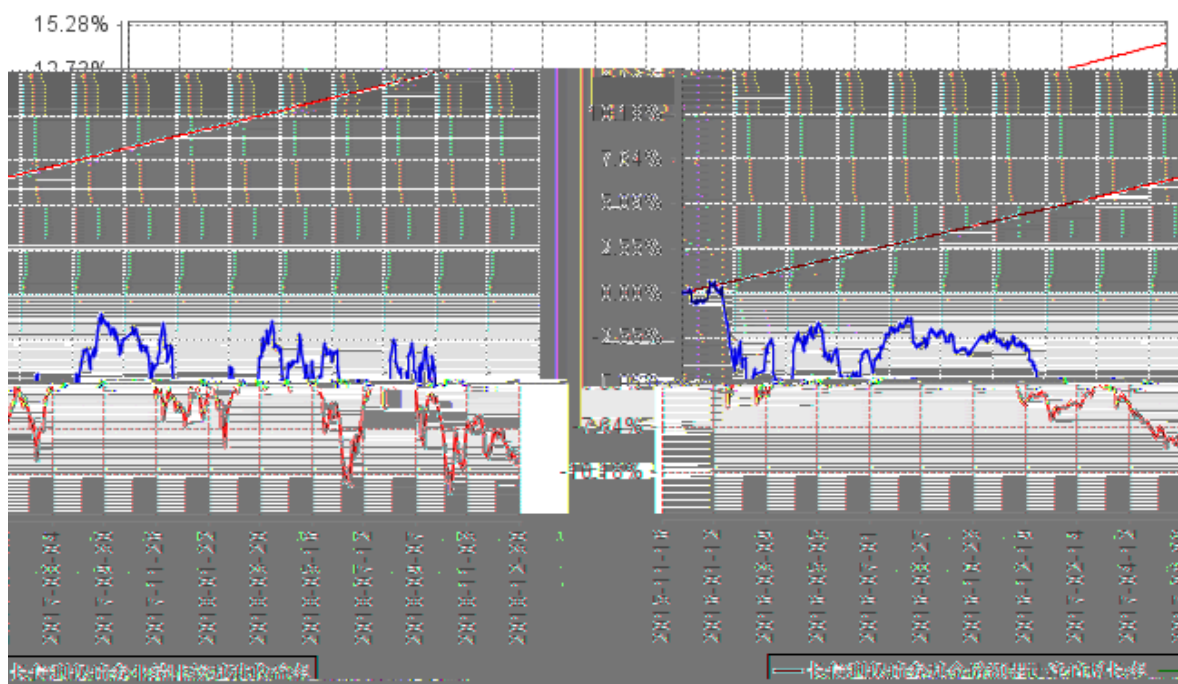
	021-61009999	010-67595096
	zhouyg@cxfund.com.cn	tianqing1.zh@ccb.com
	4007005566	010-67595096
	021-61009800	010-66275853
	68 9	25
	68 9	1
	200120	100033

	www.cxfund.com.cn
	68 9
	1 1

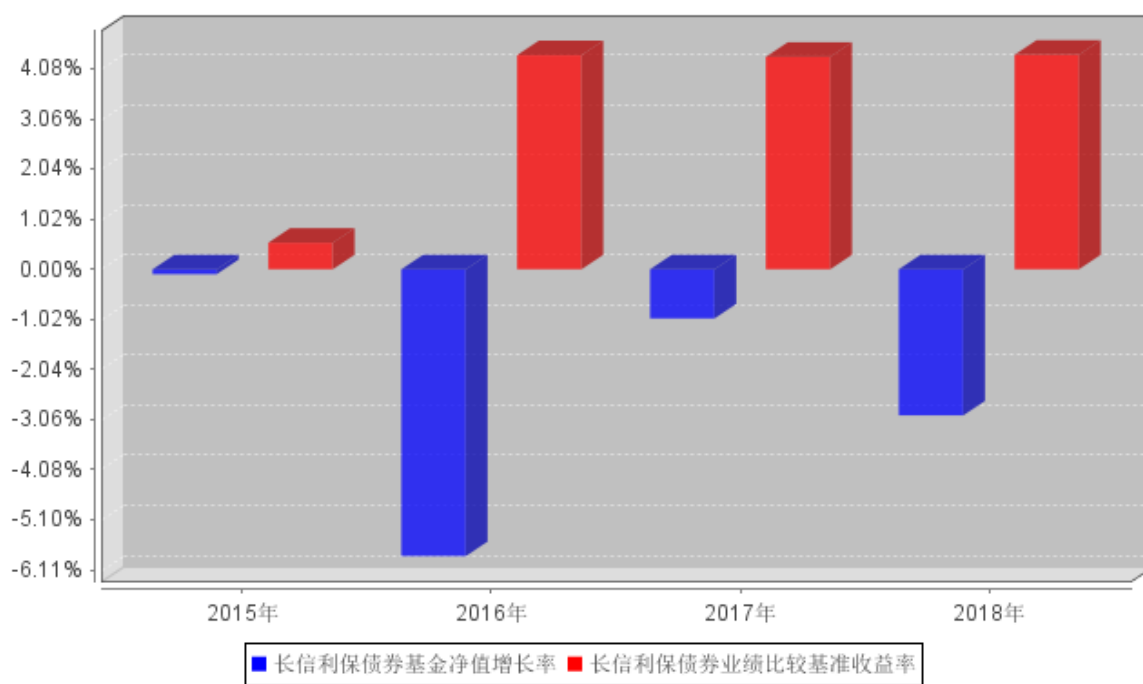
		222 30
		17

§ 3

3.1.1	2018	2017	2016
	-3,284,220.23	-25,006,393.00	-61,339,897.23
	-1,862,266.67	-984,321.95	-83,021,808.95
	-0.0309	-0.0055	-0.0518
	-3.28%	-0.58%	-5.36%
	-2.97%	-1.00%	-5.83%
3.1.2	2018	2017	2016
	-12,417,275.70	-10,358,192.55	-39,237,344.11
	-0.2241		



1	2015	11	16	2018	12	31
2						6



2015 11 16 2015

2015 11 16

§

2003 63
1.65
44.55%
31.21% 15.15% 4.55%
4.54%
2018 12 31 64

100

(LOF)

(LOF)

LOF

LOF

500

FOF

		2018	5 29	-	8

2017

α
 CtHt aKqD\$RdRQ€
 wÀ
 jhñÀ
 Ct†
 jhñ
 AÀH46

					9
		2015 11 16	2018 7 10	20	
		2016 12 12	2018 2 2	5	

1

/

2

3

2019 2 27

1

2

1

2

5 1

3

4

5

2018

		GDP	6.6%	2017	0.2%		
GDP	2017	2		7	2018	2.9%	
				GDP		5.0%	2.1% -0.6%
							M2
8.1%		9.8%		16.17			

2018	12	31		0.9037		-2.97%
			4.34%			

2019

2019

“ ”

1/2

1

12

3

2

3

4

5

2018 6 25 2018 7 20

2018 8 2 2018 9 9 2018 9

10 2018 10 11 2018 10

24

§

§

	() (19) P00127

	2018 (12 31 2018)
	2018 12 31 2018
	“ ”
	-
	-
	(“ ”) 2018
	(
)

--	--	--

(1)

(2)

(2)

§

2018 12 31

		2018 12 31	2017 12 31
	7.4.7.1	1,969,287.89	1,843,537.43
		404,199.55	1,096,615.06
		48,143.74	44,607.63
	7.4.7.2	53,984,162.08	70,958,151.27
		9,948,760.00	11,955,594.00
		-	-
		44,035,402.08	59,002,557.27
		-	-
		-	-
	7.4.7.3	-	-
	7.4.7.4	-	-
		2,622,394.87	1,862,417.14
	7.4.7.5	736,803.45	837,660.90
		-	-
		-	129.90
		-	-
	7.4.7.6	-	-
		59,764,991.58	76,643,119.33
		2018 12 31	2017 12 31
		-	-
		-	-
	7.4.7.3	-	-
		7,000,000.00	15,000,000.00
		2,367,094.00	1,173,632.43
		4,654.51	1,092.52
		30,455.55	36,911.12
		8,701.56	10,546.04
		-	-
	7.4.7.7	67,651.82	239,494.86
		66,096.08	65,560.00
		10,350.41	14,757.50

			-		-
--	--	--	---	--	---

4	7.4.7.19	893,042.99	1,111,438.32
5		303,579.21	1,117,651.78
		303,579.21	1,117,651.78
6		360.46	-
7	7.4.7.20	162,163.42	337,231.57
	“ - ”	-1,862,266.67	-984,321.95
		-	-
	“ - ”	-1,862,266.67	-984,321.95

2018 1 1 2018 12 31

	2018 1 1 2018 12 31		
	64,216,398.41	-4,404,276.02	59,812,122.39
	-	-1,862,266.67	-1,862,266.67
“ - ”	-8,798,395.19	929,516.61	-7,868,878.58
1.	66,283,649.40	-3,278,378.88	63,005,270.52
2.	-75,082,044.59	4,207,895.49	-70,874,149.10
“ - ”	-	-	-
	55,418,003.22	-5,337,026.08	50,080,977.14
	2017 1 1 2017 12 31		

	663,227,870.04	-39,237,344.11	623,990,525.93
	-	-984,321.95	-984,321.95
“ - ”	-599,011,471.63	35,817,390.04	-563,194,081.59
1.	29,788,020.20	-663,449.25	29,124,570.95
2.	-628,799,491.83	36,480,839.29	-592,318,652.54
“ - ”	-	-	-
	64,216,398.41	-4,404,276.02	59,812,122.39

7.1 7.4

(“ ”)
 (“ ”)
 “ ”) (“ ”)
 ”) [2015]2211
 305,129,173.65 ()
 1500956 2015 11 16

2)

(

)

1) ()

2)

3)

4)

()

()

-

-

()

-

0.70%

0.20%

3)

4)

5)

1)

() > ([2017]6)

<

2)

)

[2017]13)

(AMAC)

(

(

(

[2013]13)

3)

<

2015 1

>

([2014]24)

(

)

[2005]103

[2008]1

2008

9 18

[2012]85

[2014]48

[2015]101

[2016]36

[2016]140

[2017]56

[2017]90

1) ()

2018 1 1

3%

2)

3)

(1)

1

1
1 (1)

50%

1

20%

4)

20%

5)

A

0.10%

()

	2018 12 31	2017 12 31
	1,969,287.89	1,843,537.43
	-	-
1	-	-
1-3	-	-
3	-	-
	-	-
	1,969,287.89	1,843,537.43

		2018 12 31		
		10,615,768.44	9,948,760.00	-667,008.44
-		-	-	-
		44,570,850.26	44,035,402.08	-535,448.18
		-	-	-
		44,570,850.26	44,035,402.08	-535,448.18
		-	-	-
		-	-	-
		-	-	-
		55,186,618.70	53,984,162.08	-1,202,456.62
		2017 12 31		
		11,767,130.76	11,955,594.00	188,463.24
-		-	-	-
		41,601,696.53	39,023,557.27	-2,578,139.26
		20,213,734.16	19,979,000.00	-234,734.16
		61,815,430.69	59,002,557.27	-2,812,873.42
		-	-	-
		-	-	-
		-	-	-

	73,582,561.45	70,958,151.27	-2,624,410.18
--	---------------	---------------	---------------

/

	2018 12 31	2017 12 31
	303.81	404.04
	-	-
	-	-
	199.98	542.74
	736,275.79	836,692.12
	-	-
	-	-
	-	-
	23.87	22.00
	736,803.45	837,660.90

	2018 12 31	2017 12 31
	67,651.82	239,494.86
	-	-
	67,651.82	239,494.86

	2018 12 31	2017 12 31
	-	-
	10.51	2.47
	9,000.00	9,000.00
	20,000.00	20,000.00
	100,000.00	260,000.00
	129,010.51	289,002.47

	2018 1 1	2018 12 31
	64,216,398.41	64,216,398.41
	66,283,649.40	66,283,649.40

“ - ”

-

	31	
	17,222.58	85,743.53
	-	-
	-	-
	11,727.02	8,800.40
	2,217.88	1,706.64
	31,167.48	96,250.57

	2018	1	1	2018	12	2017	1	1	2017	12
	31				31					
	366,202,127.00				484,196,607.51					
	366,615,474.63				503,311,413.73					
	-413,347.63				-19,114,806.22					

	2018	1	1	2018	2017	1	1	2017
	12 31				12 31			
---	-2,010,019.08				-6,942,293.43			
---	-				-			
---	-				-			
	-2,010,019.08				-6,942,293.43			

	2018	1	1	2018	2017	1	1	2017
	12 31				12 31			
	232,010,201.77				642,421,303.35			
	232,398,582.27				639,611,150.60			
	1,621,638.58				9,752,446.18			
	-2,010,019.08				-6,942,293.43			

	2018	1	1	2018	12	2017	1	1	2017	12
	31			31						
				35,280.00			129,610.94			
				-			-			
				35,280.00			129,610.94			

	2018	1	1	2018	12	2017	1	1	2017	12
	31			31						
1.				1,421,953.56			24,022,071.05			
---				-855,471.68			17,605,835.31			
---				2,277,425.24			6,416,235.74			
---				-			-			
---				-			-			
---				-			-			

2.	-	-
---	-	-
3.	-	-
:	-	-
	1,421,953.56	24,022,071.05

	2018	1	1	2018	12	31	2017	1	1	2017	12	31
				45,976.25						95,457.39		
				17.17						83.84		
				45,993.42						95,541.23		



(“ ”)	
(“ ”)	
(“ ”)	

	2018 1 1 31	2018 12 31	2017 1 1 31	2017 12 31
		397,251.84		1,209,359.61
		157,973.32		272,306.78

× 0.70%

= × 0.70%÷

	2018 1 1 12 31	2018 12 31	2017 1 1 31	2017 12 31
		113,500.52		345,531.39

× 0.20%

= × 0.20%÷

()

	2018 1 1 2018 12 31		2017 1 1 2017 12 31	
	1,969,287.89	17,222.58	1,843,537.43	85,743.53

“

”

2018 12 31

404,199.55 2017

1,096,615.06

/

2018 12 31
7,000,000.00 2019 1 2
/

“ ”

10%

10%

	2018 12 31	2017 12 31
AAA	11,042,365.60	9,284,552.40
AAA	13,272,886.48	17,102,707.27
	19,720,150.00	32,615,297.60
	44,035,402.08	59,002,557.27

2018	6	6	-1	1-5	5		
------	---	---	----	-----	---	--	--

12	31						
	1,969,287.89	-	-	-	-	1,969,287.89	
	404,199.55	-	-	-	-	404,199.55	
	48,143.74	-	-	-	-	48,143.74	
	35,344,152.08	-	8,691,250.00	-	9,948,760.00	53,984,162.08	
	-	-	-	-	2,622,394.87	2,622,394.87	
	-	-	-	-	736,803.45	736,803.45	
	37,765,783.26	-	8,691,250.00	-	13,307,958.32	59,764,991.58	
	7,000,000.00	-	-	-	-	7,000,000.00	
	-	-	-	-	2,367,094.00	2,367,094.00	
	-	-	-	-	4,654.51	4,654.51	
	-	-	-	-	30,455.55	30,455.55	
	-	-	-	-	8,701.56	8,701.56	
	-	-	-	-	67,651.82	67,651.82	
	-	-	-	-	10,350.41	10,350.41	
	-	-	-	-	66,096.08	66,096.08	
	-	-	-	-	129,010.51	129,010.51	

2017 12 31	6	6 -1	1-5	5		
	1,843,537.43	-	-	-	-	1,843,537.43
	1,096,615.06	-	-	-	-	1,096,615.06
	44,607.63	-	-	-	-	44,607.63
	46,126,685.27	239,574.40	12,348,747.60	287,550.00	11,955,594.00	70,958,151.27
	-	-	-	-	1,862,417.14	1,862,417.14
	-	-	-	-	837,660.90	837,660.90
	-	-	-	-	129.90	129.90
	-	-	-	-	-	-
	49,111,445.39	239,574.40	12,348,747.60	287,550.00	14,655,801.94	76,643,119.33
	15,000,000.00	-	-	-	-	15,000,000.00
	-	-	-	-	1,173,632.43	1,173,632.43
	-	-	-	-	1,092.52	1,092.52
	-	-	-	-	36,911.12	36,911.12
	-	-	-	-	10,546.04	10,546.04
	-	-	-	-	239,494.86	239,494.86

	-	-	-	-	14,757.50	14,757.50
	-	-	-	-	65,560.00	65,560.00
	-	-	-	-	289,002.47	289,002.47
	15,000,000.00	-	-	-	1,830,996.94	16,830,996.94
	34,111,445.39	239,574.40	12,348,747.60	287,550.00	12,824,805.00	59,812,122.39

		2018 12 31	2017 12 31	
	27	368,564.29	455,644.96	
	27	-368,564.29	-455,644.96	

VaR (Value at Risk)

12 31


2018	12	31		
			34,264,012.08	19,720,150.00
		(2017	12	31
			33,798,941.60)
(ii)				()
(iii)				
(2)				

§

			%
1		9,948,760.00	16.65
		9,948,760.00	16.65
2		-	-
3		44,035,402.08	73.68
		44,035,402.08	73.68
		-	-
4		-	-
5		-	-
6		-	-
		-	-
7		2,373,487.44	3.97
8		3,407,342.06	5.70
9		59,764,991.58	100.00

A		-	-
B		-	-
C		8,182,520.00	16.34
D		-	-
E		-	-
F		-	-
G		-	-
H		-	-
I		1,766,240.00	3.53
J		-	-
K		-	-
L		-	-
M		-	-

			-	-
-	0		-	-



9	603019		6,809,148.43	11.38
10	601601		6,612,194.00	11.05
11	603986		6,484,920.20	10.84
12	600340		5,634,018.78	9.42
13	000063		4,967,525.18	8.31
14	600588		4,658,227.70	7.79
15	600048		4,514,549.00	7.55
16	600030		4,247,806.00	7.10
17	600570		3,962,242.00	6.62
18	600584		3,525,398.00	5.89
19	600196		3,502,158.00	5.86
20	001979		3,499,355.00	5.85
21	000852		3,419,048.00	5.72
22	002146		3,290,829.00	5.50
23	601318		3,289,447.46	5.50
24	000034		3,114,939.00	5.21
25	300308		3,066,291.15	5.13
26	002458		3,016,815.00	5.04
27	600703		3,002,898.22	5.02
28	600567		2,936,560.00	4.91
29	600029		2,905,585.00	4.86
30	300065		2,791,836.16	4.67
31	000001		2,783,636.00	4.65
32	002174		2,688,740.00	4.50
33	300618		2,677,309.00	4.48
34	002439		2,667,384.00	4.46
35	300454		2,640,790.00	4.42
36	601398		2,579,200.00	4.31
37	300451		2,565,668.00	4.29
38	601155		2,560,711.98	4.28
39	002912		2,553,909.00	4.27
40	002916		2,550,575.00	4.26
41	300747		2,492,096.00	4.17
42	300253		2,453,763.98	4.10
43	300348		2,426,964.00	4.06
44	603877		2,406,610.36	4.02

45	002281	2,369,249.00	3.96
----	--------	--------------	------

81	300223		1, 421, 955. 00	2. 38
82	002299		1, 396, 908. 00	2. 34
83	600195		1, 222, 010. 00	2. 04
84	600460		1, 215, 111. 00	2. 03
85	300604		1, 209, 460. 00	2. 02

“ ”

1	000002		15, 560, 140. 83	26. 02
2	000977		13, 311, 361. 51	22. 26
3	002236		12, 577, 446. 30	21. 03
4	300474		10, 589, 127. 90	17. 70
5	603019		9, 275, 640. 56	15. 51
6	601336		8, 130, 095. 16	13. 59
7	601111		7, 446, 244. 30	12. 45
8	300373		6, 838, 626. 00	11. 43
9	601601		6, 621, 698. 00	11. 07
10	002415		6, 577, 278. 41	11. 00
11	603986		5, 758, 600. 54	9. 63
12	600340		5, 573, 242. 13	9. 32
13	600570		5, 185, 536. 00	8. 67
14	600588		4, 891, 417. 00	8. 18
15	600048		4, 552, 561. 92	7. 61
16	600030		4, 256, 770. 00	7. 12
17	000063		4, 119, 791. 00	6. 89
18	000852		3, 450, 038. 32	5. 77
19	600584		3, 413, 960. 00	5. 71
20	001979		3, 387, 995. 96	5. 66
21	002146		3, 334, 666. 00	5. 58
22	601318		3, 310, 680. 00	5. 54
23	002025		3, 216, 965. 00	5. 38
24	600196		3, 170, 733. 00	5. 30
25	300308		3, 104, 808. 28	5. 19
26	600703		2, 972, 394. 00	4. 97
27	002458		2, 931, 839. 00	4. 90
28	600567		2, 906, 068. 00	4. 86

2018

	2,872,786.00	4.80

2,831,890.34

4.73

67	600887		1, 713, 000. 00	2. 86
68	600562		1, 712, 372. 00	2. 86
69	603160		1, 708, 011. 00	2. 86
70	601088		1, 703, 083. 00	2. 85
71	600060		1, 666, 196. 00	2. 79
72	002745		1, 636, 634. 00	2. 74
73	002463		1, 621, 594. 20	2. 71
74	300164		1, 599, 483. 00	2. 67
75	300750		1, 548, 759. 00	2. 59
76	002376		1, 538, 972. 00	2. 57
77	600859		1, 515, 434. 19	2. 53
78	300223		1, 476, 899. 00	2. 47
79	300016		1, 440, 776. 12	2. 41
80	002299		1, 412, 888. 00	2. 36
81	002555		1, 365, 357. 00	2. 28
82	300482		1, 360, 448. 40	2. 27
83	300604		1, 241, 645. 00	2. 08
84	600188		1, 241, 603. 00	2. 08

“ ”

	365, 464, 112. 31
	366, 202, 127. 00

“ ” “ ”

1		1, 544, 250. 00	3. 08
2		-	-
3		18, 175, 900. 00	36. 29
		18, 175, 900. 00	36. 29
4		-	-
5		-	-
6		-	-
7		24, 315, 252. 08	48. 55

8		-	-
9		-	-
10		44,035,402.08	87.93

1	018006	1702	70,000	7,147,000.00	14.27
2	018005	1701	60,000	6,026,400.00	12.03
3	018002	1302	50,000	5,002,500.00	9.99
4	132009	17 EB	40,000	4,031,600.00	8.05
5	113013		35,000	3,677,800.00	7.34

1		48, 143. 74
2		2, 622, 394. 87
3		-
4		736, 803. 45
5		-
6		-
7		-
8		-
9		3, 407, 342. 06

1	132009	17 EB	4, 031, 600. 00	8. 05
2	113013		3, 677, 800. 00	7. 34
3	128035		2, 929, 018. 72	5. 85
4	110031		2, 263, 665. 60	4. 52
5	113509		1, 931, 400. 00	3. 86
6	123006		1, 739, 850. 00	3. 47
7	110042		1, 069, 300. 00	2. 14
8	113015		633, 969. 10	1. 27

§

()					
691	80,199.72	10,732,661.67	19.37%	44,685,341.55	80.63%

		0.00	0.00%

		0
		0

§

2015 11 16	305, 129, 173. 65
	64, 216, 398. 41
	66, 283, 649. 40
:	75, 082, 044. 59
"_"	-
	55, 418, 003. 22

§ 11

2018 8 28

20,000.00

2

--	--	--	--	--

a

b

c

d

2

1	2017	12	31					2018	1 1

11	53		2018 3 24
12			2018 3 24
13			2018 3 24
14			2018 3 29
15			2018 3 29
16	2017		2018 3 31
17			2018 4 18
18	2018 1		2018 4 20
19			2018 4 21
20			2018 5 7
21			2018 5 8
22			2018 5 17
23			2018 5 28
24			2018 5 29

25			2018 5 31
26			2018 6 7
27			2018 6 15
28			2018 6 20
29			2018 6 22
30			2018 6 28
31	2018 1		2018 6 29
32			2018 6 30
33	2018 6 30		2018 6 30
34			2018 7 4
35			2018 7 10
36	2018 2		2018 7 20
37			2018 7 30
38			2018 8 2

39			2018 8 2
40			2018 8 28
41	2018		2018 8 29
42			2018 8 31
43			2018 9 1
44			2018 9 22
45			2018 9 29

46

2018 10 9
9

55			2018 12 28
56	2018 2		2018 12 29

§

20%

§

1

2

3

4

5

6

<http://www.cxfund.com.cn>

2019 3 29