

2018

2018 12 31

2019 3 29

§ 1

“ ”

2019 3 27

2018 1 1 2018 12 31

§

	519979	
	2011 10 20	
	1,777,454,364.02	
	A	E
	CXNXA	-
	519979	006397
	1,777,453,546.91	817.11

2018 9 7

A

E

2018 9 6

E

	300	*80%+ *20%

	021-61009999	010-66060069
	zhouyg@cxfund.com.cn	tgxxpl@abchina.com
	4007005566	95599

	021-61009800	010-68121816
--	--------------	--------------

	www.cxfund.com.cn
	28 68 9 F9

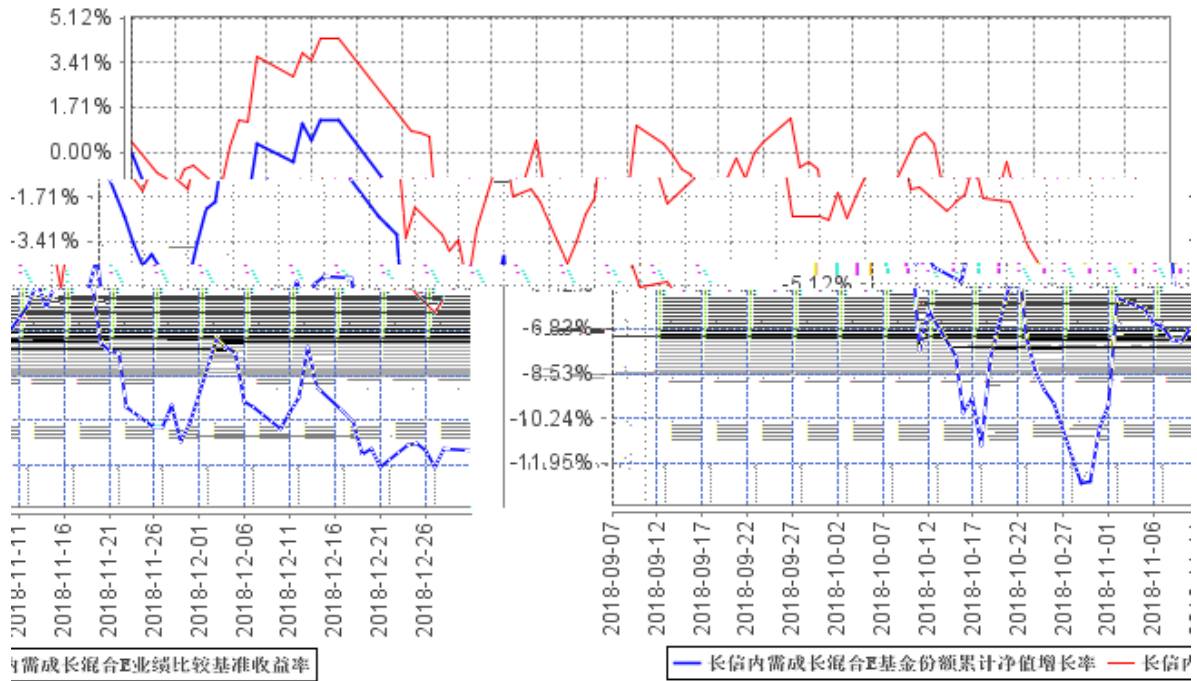
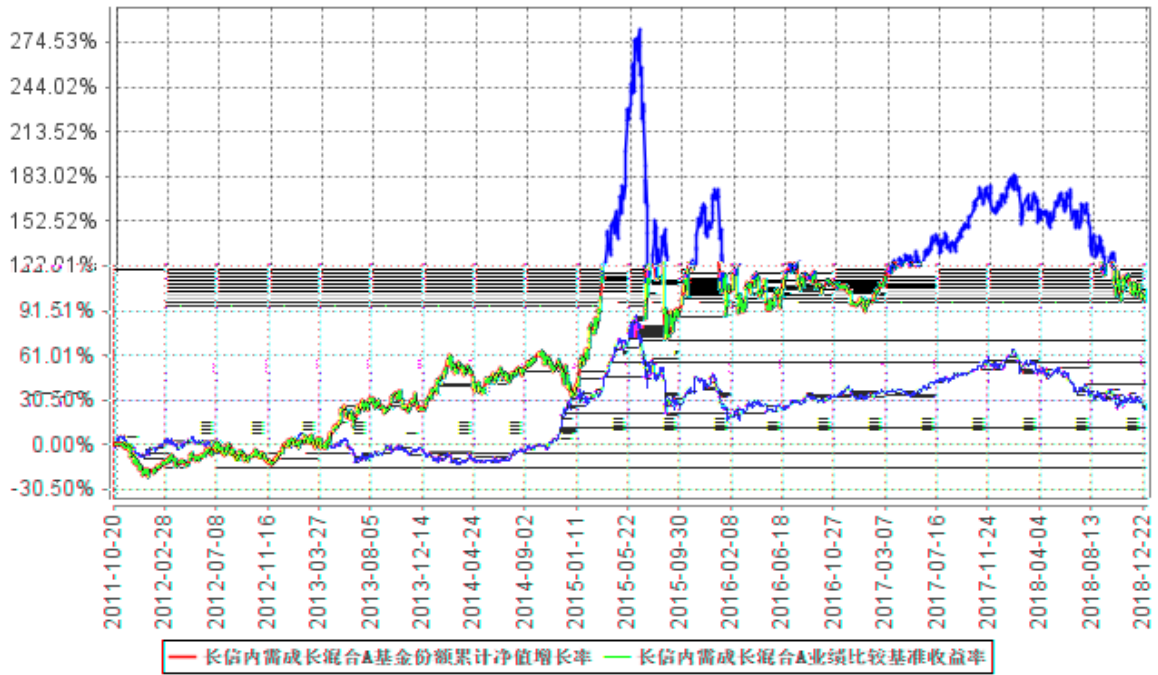
§ 3

A

	-12.78%	1.78%	-9.51%	1.31%	-3.27%	0.47%
	-22.41%	1.64%	-10.68%	1.20%	-11.73%	0.44%
	-25.21%	1.54%	-19.28%	1.07%	-5.93%	0.47%
	-25.42%	1.54%	-13.32%	0.94%	-12.10%	0.60%
	52.76%	1.96%	32.69%	1.23%	20.07%	0.73%
	101.00%	1.81%	24.60%	1.18%	76.40%	0.63%

E

	-12.48%	1.78%	-9.51%	1.31%	-2.97%	0.47%
	-11.42%	1.67%	-5.56%	1.25%	-5.86%	0.42%



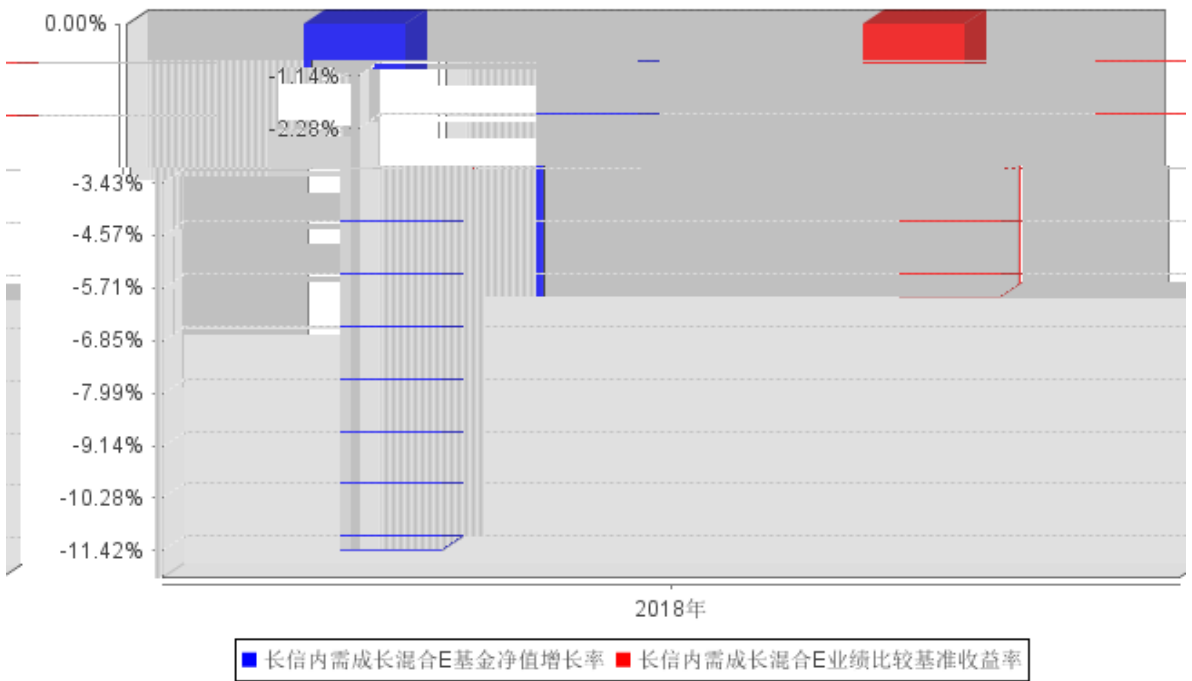
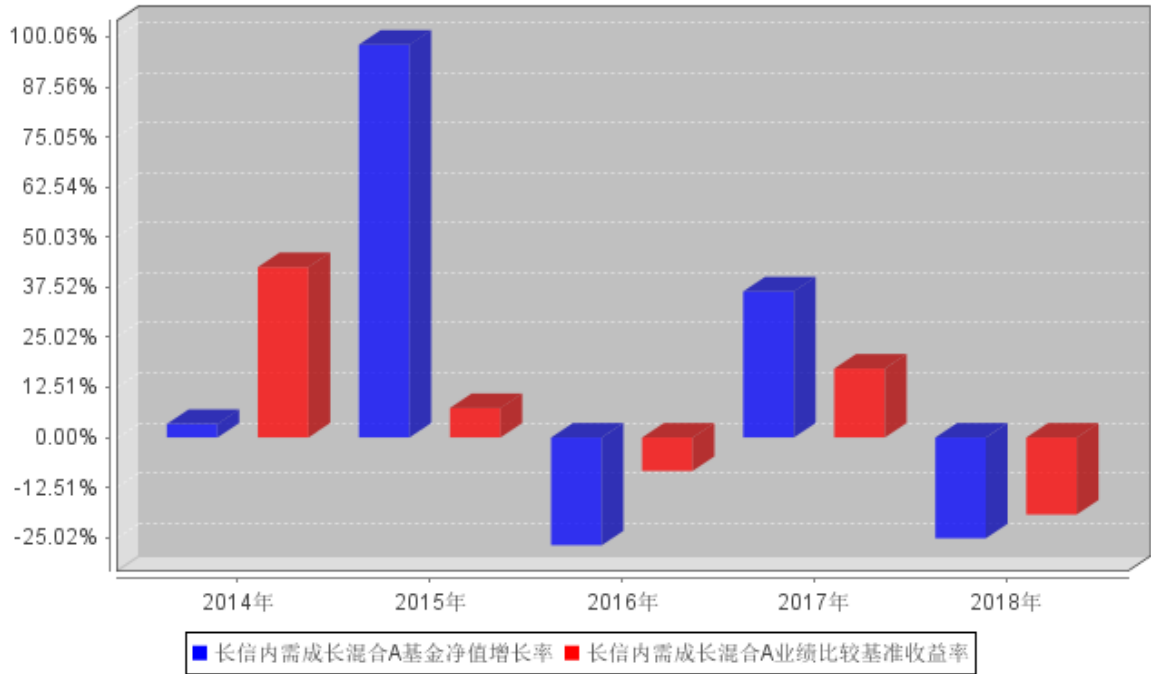
1 2018 9 7

A E

2 A 2011 10 20 2018 12 31

E 2018 9 7 2018 12 31

3 6



E 2018 9 7 2018 12 31
 2018 E
 A 2014 1 1 2018 12 31

A					
	10				
2018	-	-	-	-	
2017	2.450	473,501,713.52	122,210,157.39	595,711,870.91	
2016	-	-	-	-	
	2.450	473,501,713.52	122,210,157.39	595,711,870.91	

E					
	10				
2018	-	-	-	-	
	-	-	-	-	

§

2003 63

1.65

44.55%

31.21%

15.15%

4.55%

4.54%

2018 12 31

64

100

(LOF)

(LOF)

LOF

LOF

500

FOF

					2008 11
		2017 11 2	-	12	5 6 2015 9 6 2016
					2016 9 8

		2016 10 14	2018 2 6	11	

1

/

2

1

2

1

2

5 1

3

3.

		A	1.160		1.855
		A	-25.21%		-19.28%
	E	1.164		1.164	
E		-11.42%		-5.56%	

“ ”

1/2

1

2

6

30%

3

3

4

5

15

6

7

§

2018 1 1 2018 12 31

—

n

§

2018

(2019)

61399737_B17

§

2018 12 31

	2018 12 31	2017 12 31
	76,009,006.58	202,812,955.43
	2,061,182.78	15,464,318.84
	942,247.84	3,499,065.94
	1,982,858,889.60	3,158,059,203.56
	1,877,233,040.10	3,158,059,203.56
	-	-
	105,625,849.50	-
	-	-
	-	-
	-	-
	-	-
	2,491,632.35	-
	1,249,994.45	53,019.72
	-	-
	48,823.23	281,229.31
	-	-
	-	-
	2,065,661,776.83	3,380,169,792.80
	2018 12 31	2017 12 31
	-	-
	-	-
	-	-
	-	-
	-	20,794,213.91
	231,782.72	910,370.88
	2,655,150.65	4,256,199.14
	442,525.08	709,366.54
	-	-
	766,566.10	5,607,817.94
	-	-
	-	-

	-	-
	-	-
	414,970.86	415,395.83
	4,510,995.41	32,693,364.24
	1,777,454,364.02	2,158,730,780.16

	70,321,481.64	74,215,596.49
1	44,210,671.54	40,095,416.73
2	7,368,445.18	6,682,569.46
3	-	-
4	18,417,813.31	27,107,593.18
5	3,810.08	-
	3,810.08	-
6	-	-
7	320,741.53	330,017.12
“ _”	-808,764,598.76	724,976,157.04
	-	-
“ _”	-808,764,598.76	724,976,157.04

2018 1 1 2018 12 31

	2018 1 1 2018 12 31		
	2,158,730,780.16	1,188,745,648.40	3,347,476,428.56
	-	-808,764,598.76	-808,764,598.76
“ _”	-381,276,416.14	-96,284,632.24	-477,561,048.38
1.	707,845,111.02	381,292,427.04	1,089,137,538.06
2.	-1,089,121,527.16	-477,577,059.28	-1,566,698,586.44
	-	-	-
“ _”	1,777,454,364.02	283,696,417.40	2,061,150,781.42

	2017 1 1 2017 12 31		
	459,304,455.00	149,503,655.57	608,808,110.57
	-	724,976,157.04	724,976,157.04
“ _”	1,699,426,325.16	909,977,706.70	2,609,404,031.86

1.

2018

7.4.6.1

3‰ 1‰

2008 4 24

2008 9 19

[2005]103

7.4.6.2

[2016]36

2016 5 1

[2016]46

[2016]70

[2016]140

[2017]56

2018 1 1

3%

2018 1 1

7.4.6.3

2011

2011

7.4.6.4

[2004]78

2004 1 1

[2005]103

[2008]1

7.4.6.5

[2005]103

[2008]132

2008 10 9

[2012]85

2013 1 1

1 1

1 1 1 50%

1 25% 20%

[2015]101

2015 9 8

1

“ ”	E
(“ ”)	
“ ”	

1

2

[2018]1905

15.15%

2018 12 21

	2018 1 1		2018 12 31		2017 1 1		2017 12 31	
			5,241,966,915.85	41.67%			8,215,645,132.04	42.91%

	2018 1 1		2018 12 31		2017 1 1		2017 12 31	
			14,999,085.10	93.75%			-	-

	2018 1 1		2018 12 31	
	4,757,248.50	44.18%	423,335.97	55.26%
	2017 1 1		2017 12 31	
	7,293,069.88	43.41%	2,539,300.26	45.28%

	2018 1 1 31	2018 12 31	2017 1 1	2017 12 31
		44,210,671.54		40,095,416.73
		5,011,692.96		5,718,418.37

1.5%

= ×1.5%/

	2018 1 1 31	2018 12 31	2017 1 1	2017 12 31
		7,368,445.18		6,682,569.46

0.25%

= ×0.25%/

()

	2018 1 1	2018 12 31	2017 1 1	2017 12 31
	76,009,006.58	586,725.73	202,812,955.43	1,583,969.18

“ ” 2017 12 31 2018 12 31

2018 12 31

7.4.9.1.1										
601860		2018 12 20	2019 1 3		3.14	3.14	15,970	50,145.80	50,145.80	-

601138		2018 5 28	2019 6 10		13.77	10.97	17,576	242,021.52	192,808.72	-
--------	--	--------------	-----------------	--	-------	-------	--------	------------	------------	---

§

			%
1		1, 877, 233, 040. 10	90. 88
		1, 877, 233, 040. 10	90. 88
2		-	-
3		105, 625, 849. 50	5. 11
		105, 625, 849. 50	5. 11
		-	-
4		-	-
5		-	-
6		-	-
		-	-
7		78, 070, 189. 36	3. 78
8		4, 732, 697. 87	0. 23
9		2, 065, 661, 776. 83	100. 00

A		-	-
B		-	-
C		1, 340, 666, 959. 85	65. 04
D		-	-
E		-	-
F		267, 116, 224. 45	12. 96
G		-	-
H		-	-
I		269, 044, 798. 74	13. 05
J		50, 145. 80	0. 00
K		-	-
L		-	-
M		354, 911. 26	0. 02

N			
O			
P			
Q			
R			
S			
		1, 877, 233, 040. 10	91. 08

1	601877		8, 716, 257	211, 282, 069. 68	10. 25
2	600519		283, 571	167, 309, 725. 71	8. 12
3	000895		6, 905, 952	162, 911, 407. 68	7. 90
4	601933		19, 188, 889	151, 016, 556. 43	7. 33
5	000651		3, 979, 020	142, 011, 223. 80	6. 89
6	000333		3, 778, 880	139, 289, 516. 80	6. 76
			10, 952, 098	138, 763, 081. 66	6. 73
			6, 253, 628	130, 137, 998. 68	6. 31
			3, 569, 081	125, 167, 670. 67	6. 07
			5, 778, 978	116, 099, 668. 02	5. 63

6	600519		228,558,046.64	6.83
7	002138		225,502,546.19	6.74
8	600887		222,086,808.19	6.63
9	002044		217,108,163.45	6.49
10	002258		213,305,542.46	6.37
11	600570		198,060,877.42	5.92
12	600867		195,041,421.08	5.83
13	600486		189,806,059.36	5.67
14	002410		183,314,693.69	5.48
15	601318		166,959,258.76	4.99
16	600660		157,987,253.96	4.72
17	603866		152,533,430.66	4.56
18	601933		145,080,733.14	4.33
19	300017		139,978,816.73	4.18
20	603799		139,973,899.64	4.18
21	300618		137,741,729.41	4.11
22	603589		137,040,235.97	4.09
23	600567		134,074,505.90	4.01
24	603708		132,217,896.96	3.95
25	002415		129,967,294.52	3.88
26	601877		112,311,706.97	3.36
27	600276		109,972,279.07	3.29
28	603096		104,201,238.00	3.11
29	600036		99,982,399.68	2.99
30	002304		98,475,197.36	2.94
31	600271		96,966,065.89	2.90
32	000651		93,148,131.92	2.78
33	000333		74,529,560.24	2.23
34	603960		73,730,495.07	2.20

“ ”

1	600887		369,231,779.38	11.03
2	600309		345,517,444.47	10.32

3	600585		308,236,088.98	9.21
4	002310		240,475,053.68	7.18
5	000651		226,128,624.54	6.76
6	600690		225,400,008.93	6.73
7	000418		209,512,331.47	6.26
8	002027		207,824,566.47	6.21
9	002706		207,709,025.74	6.20
10	002138		207,024,386.77	6.18
11	300308		202,170,964.00	6.04
12	002044		200,878,096.85	6.00
13	600570		181,001,729.98	5.41
14	002304		165,790,595.23	4.95
15	600486		156,686,521.33	4.68
16	002258		156,163,818.33	4.67

	6, 051, 240, 642. 31
	6, 533, 239, 900. 78

“ ” “ ”

1		-	-
2		-	-
3		105, 625, 849. 50	5. 12
		105, 625, 849. 50	5. 12
4		-	-
5		-	-
6		-	-
7		-	-
8		-	-
9		-	-
10		105, 625, 849. 50	5. 12

1	180410	18 10	900, 000	89, 919, 000. 00	4. 36
2	018002	1302	156, 990	15, 706, 849. 50	0. 76

1		942,247.84
2		2,491,632.35
3		-
4		1,249,994.45
5		48,823.23
6		-
7		-
8		-
9		4,732,697.87

§ 9

	()					
A	27,543	64,533.77	1,340,986,873.07	75.44%	436,466,673.84	24.56%
E	3	272.37	0.00	0.00%	817.11	100.00%
	27,546	64,526.77	1,340,986,873.07	75.44%	436,467,490.95	24.56%

	A	677,398.59	0.04%
	E	0.00	0.00%
		677,398.59	0.04%

	A	10~50
	E	0
		10~50
	A	10~50
	E	0
		10~50

§ 10

	A	E
2011 10 20	355,399,768.39	-
	2,158,730,780.16	-
	707,844,057.15	1,053.87
:	1,089,121,290.40	236.76
"_"	-	-
	1,777,453,546.91	817.11

2018 9 7

A E

2018 9 6

E

§ 11

11.2.1

2018 8 28

11.2.2

90,000.00

2

	2	5,241,966,915.85	41.67%	4,757,248.50	44.18%	-
	1	2,284,463,500.59	18.16%	1,670,635.80	15.52%	-
	1	1,442,954,727.79	11.47%	1,199,531.36	11.14%	-
	1	1,261,163,806.84	10.03%	1,174,519.26	10.91%	-
	1	1,116,538,245.64	8.88%	816,518.15	7.58%	-

a

b

c

d

2

§

20%

2019 3 29