

2019 2

2019 6

**1**

2019 7 15

2019 4 1      2019 6 30

**2**

	519949		
	2016 11 10		
	210,456,036.20		
	M2	GDP	CPI
	300	*50%+	*50%
	A	C	E
	CXLXA	-	-

	519949	007293	007294
	181,754.58	1,930,245.72	208,344,035.90

2019 4 25

A C E

2019

4 23

C

E

### 3

#### 3.1

	2019 4 1 2019 6 30	2019 4 25 30	2019 6
	A	C	E
1	422.87	430.25	471,713.05
2	67.28	-7,257.67	110,878.82
3	0.0004	-0.0330	0.0017
4	187,641.59	1,993,242.33	215,107,376.84
5	1.032	1.033	1.032

1

C E

2019 4 25

2019 4 23

C E

C E

C E

C E

A

C E

2

3

### 3.2

#### 3.2.1

A

	0.00%	0.11%	-0.11%	0.75%	0.11%	-0.64%

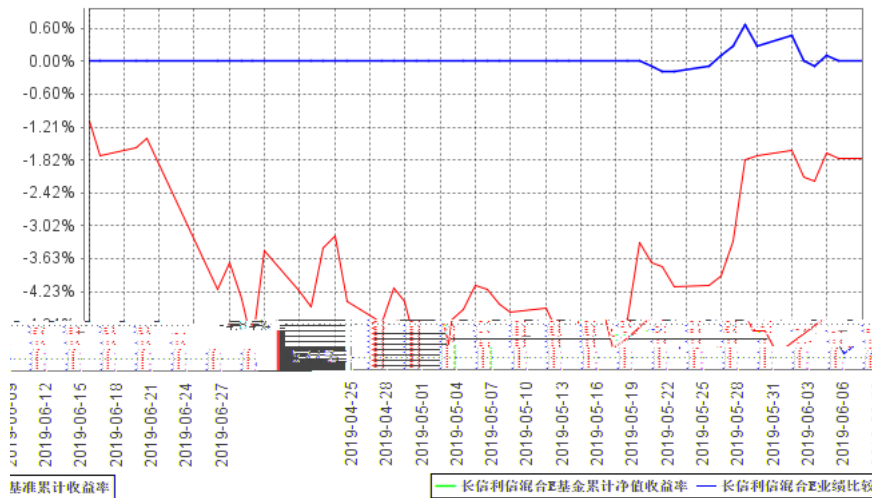
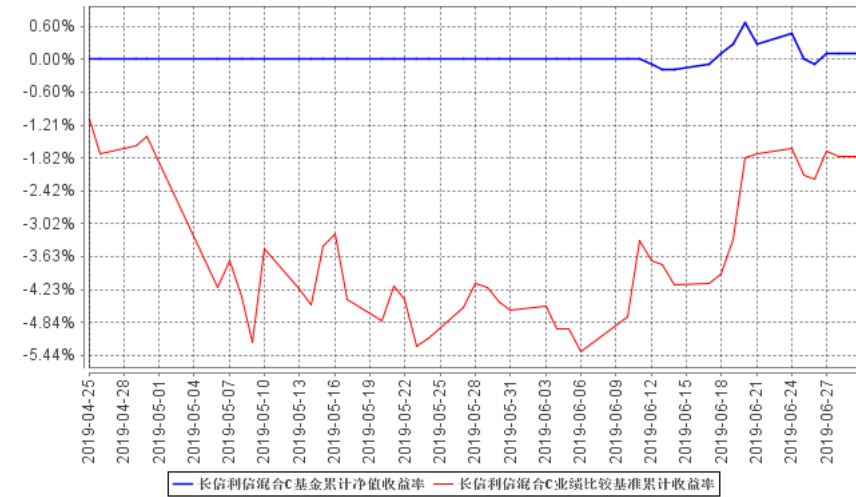
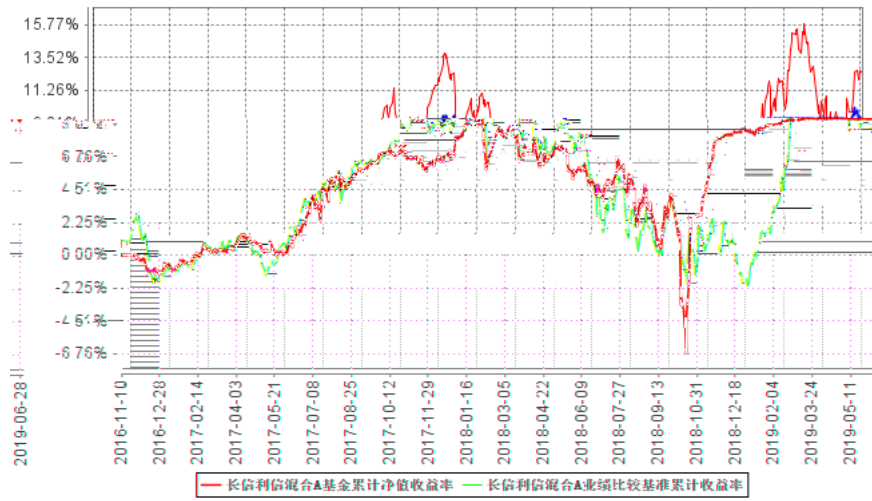
C

2019 4 25 -2019 6 30	0.10%	0.13%	-1.78%	0.79%	1.88%	-0.66%

E

--	--

3.2.2



1 2019 4 25

A C E

2 A 2016 11 10 2019 6 30 C  
 2019 4 25 2019 6 30 E 2019  
 4 25 2019 6 30  
 3 6

**4**

**4.1**

		2019 4 27	-	13	2006
		2016 11	2019 4	23	

---

		18	30		
--	--	----	----	--	--

1

/

2

## 4.2

## 4.3

### 4.3.1

### 4.3.2

5%

## 4.4

### 4.4.1

#### **4.4.2 2019**

**4.6**

2018 10 23 2019 1 15

2019 6 10

**5****5.1**

			%
1		95,366,727.65	43.85
		95,366,727.65	43.85
2		-	-
3		9,983,000.00	4.59
		9,983,000.00	4.59
		-	-
4		-	-
5		-	-
6		80,000,000.00	36.79
		-	-
7		31,992,173.88	14.71
8		120,508.19	0.06
9		217,462,409.72	100.00

**5.2****5.2.1**

			(%)
A		-	-
B		-	-
C		6,931,023.65	3.19
D		-	-
E		-	-
F		-	-
G		14,911,038.00	6.86

H		-	-
I		-	-
J		73,524,666.00	33.84
K		-	-
L		-	-
M		-	-
N		-	-
O		-	-
P		-	-
Q		-	-
R		-	-
S		-	-
		95,366,727.65	43.89

6			-	-
7			-	-
8			-	-
9			-	-
10			9,983,000.00	4.59

**5.5**

1	190402	19 02	100,000	9,983,000.00	4.59

**5.6****5.7****5.8****5.9****5.9.1****5.9.2****5.10****5.10.1****5.10.2**

**5.10.3**

**5.11**

**5.11.1**

		601398_		2018	11	19
			2018	28		
						30
		601328_		2018	10	18
			2018	46		
2016	1	2017	6			
						34

**5.11.2**

**5.11.3**

1		-
2		-
3		-
4		120, 508. 19
5		-
6		-

---

7		-
8		-
9		120, 508. 19

**5.11.4**

**5.11.5**

**5.11.6**

**6**

**8**

**8.1**

**20%**

		20%					
	1	2019 6 10 2019 6 30	0.00	104,171,776.66	0.00	104,171,776.66	49.50%
	2	2019 6 10 2019 6 30	0.00	104,171,777.63	0.00	104,171,777.63	49.50%
	1	2019 4 1 2019 6 9	96,316.31	0.00	0.00	96,316.31	0.05%
1							
2							
3							

## 8.2

# 9

## 9.1

1

2

3

4

5

6

## 9.2

## 9.3

<http://www.cxfund.com.cn>

2019 7 18