

2019

2019 6 30

2019 8 27

§

2019 8 23

2019 1 1 2019 6 30

§1 **2**

1.1 2

1.2 3

§2 **6**

2.1 6

2.2 6

2.3 6

2.4 7

2.5 7

§3 **8**

3.1 8

3.2 8

§4 **11**

4.1 11

4.2 13

4.3 14

4.4 14

4.5 14

4.6 15

4.7 15

4.8 16

§5 **17**

5.1 17

5.2 17

5.3 17

§6 **18**

6.1 18

6.2 19

6.3 20

6.4	21
§7	41
7.1	41
7.2	41
7.3	42
7.4	46
7.5	48
7.6	48
7.7	48
7.8	48
7.9	48
7.10	48
7.11	49
7.12	49
§8	51
8.1	51
8.2	51
8.3	51
§9	52
§10	53
10.1	53
10.2	53
10.3	53
10.4	53
10.5	53
10.6	53
10.7	53
10.8	56
§11	58
11.1 20%	58

11.2	58
§12	59
12.1	59
12.2	59
12.3	59

§

	519983	
	2010 11 18	
	1,849,845,226.82	
	A	C
:	LHA	-
	519983	004221
	1,847,031,355.64	2,813,871.18

	300	*75%+ *25%


	021-61009999	95559
	zhouyg@cxfund.com.cn	luzj@bankcomm.com
	4007005566	95559
	021-61009800	021-62701216
	68 9	188
	68 9	18
	200120	200336

--	--	--

	www.cxfund.com.cn
	68 9
	18

	A C	A 17 C 68 9

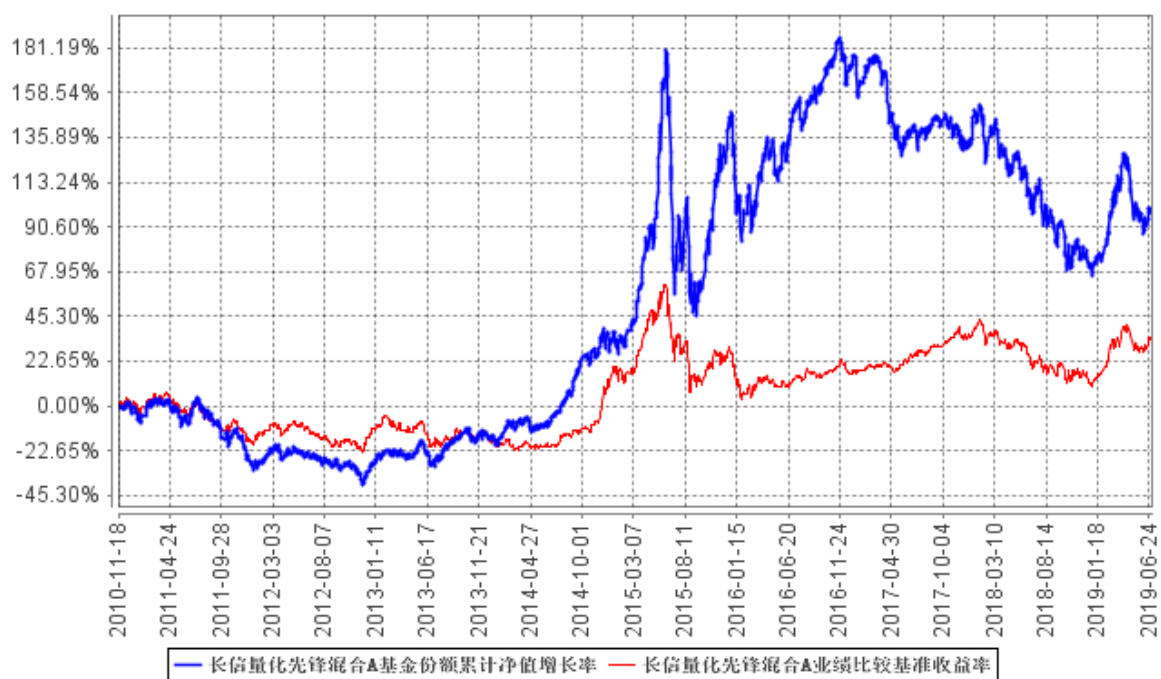
§

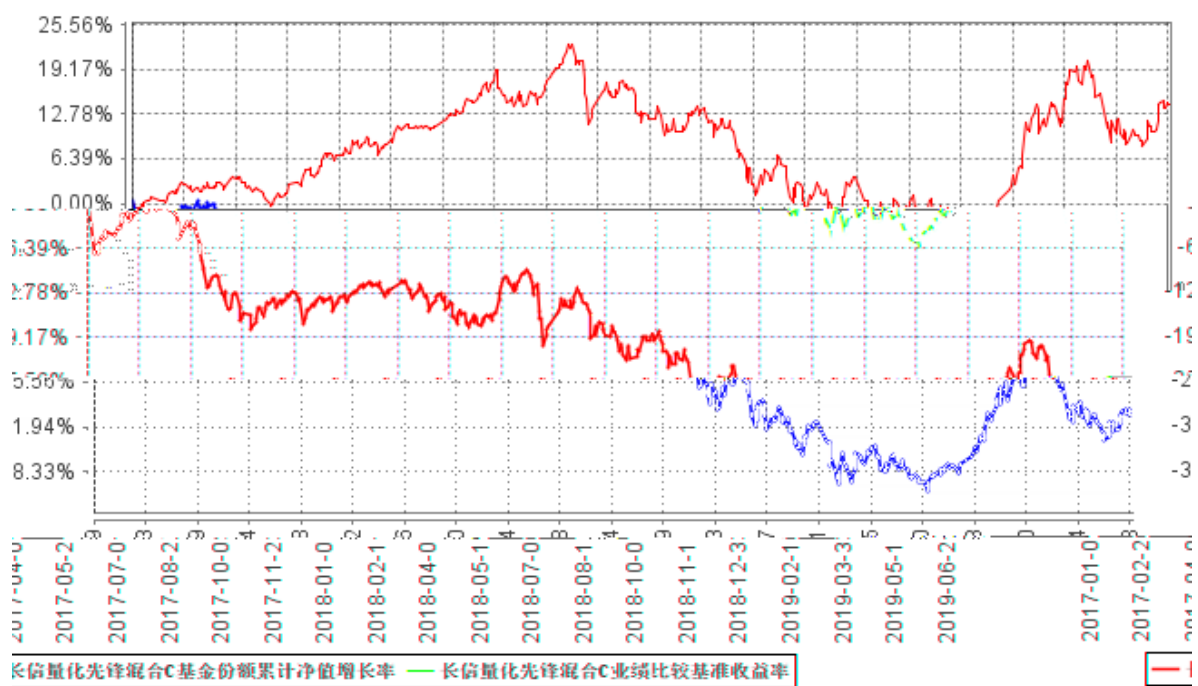
	A	C
3.1.1	(2019 1 1 - 2019 6 30)	(2019 1 1 - 2019 6 30)
	233,071,053.17	1,244,365.19
	383,124,309.75	2,990,089.26
	0.1980	0.3247
	 15.46%	27.48%

	98.12%	1.53%	34.22%	1.10%	63.90%	0.43%
--	--------	-------	--------	-------	--------	-------

C

	1.55%	1.22%	4.18%	0.87%	-2.63%	0.35%
	-7.96%	1.63%	-0.61%	1.14%	-7.35%	0.49%
	15.80%	1.53%	20.61%	1.16%	-4.81%	0.37%
	-5.75%	1.56%	8.81%	1.14%	-14.56%	0.42%
	-30.20%	1.29%	14.26%	0.88%	-44.46%	0.41%





1 A 2010 11 18 2019 6 30

C 2017 1 9 2019 6 30

2 6

§

2003 63

1.65

44.55%

31.21%

15.15%

4.55%

4.54%

2019 6 30

65

100

(LOF)

(LOF)

LOF

500

FOF
300

	LOF				2010 7
					100 LOF
		2015 3 14	-	9	LOF
	300				LOF

					LOF
					300

1

/

2

5%

2019

PMI

	A	1.286		2.136
A	16.38%	C	1.180	1.480
	C	15.80%		20.61%

A

“ ”

1/2

1

2

3

6

30%

3

15 59

4

5

6

15

7

§

2019

2019

2019

§

2019 6 30

		2019 6 30	2018 12 31
	6.4.6.1	50,763,205.17	52,450,108.87
		13,156,917.86	7,763,495.92
		520,369.16	560,881.07
	6.4.6.2	2,321,952,691.30	2,199,842,851.30
		2,220,200,281.70	2,079,199,318.70
		-	-
		101,752,409.60	120,643,532.60
		-	-
		-	-
	6.4.6.3	-	-
	6.4.6.4	-	-
		7,691,442.97	252,966.11
	6.4.6.5	1,670,472.89	932,466.92
		-	-
		1,115,049.27	1,287,757.00
		-	-
	6.4.6.6	-	-
		2,396,870,148.62	2,263,090,527.19
		2019 6 30	2018 12 31
		-	-
		-	-
	6.4.6.3	-	-
		-	-
		6,158,440.10	1,291,151.11
		5,354,837.52	4,354,458.05
		2,886,321.34	2,972,370.18
		481,053.55	495,395.02
		2,670.17	11,230.32
	6.4.6.7	3,519,730.58	2,780,959.22
		5.66	5.40

		-	-
		-	-
		-	-
	6.4.6.8	220,501.91	381,952.24
		18,623,560.83	12,287,521.54
	6.4.6.9	1,849,845,226.82	2,038,620,474.46
	6.4.6.10	528,401,360.97	212,182,531.19
		2,378,246,587.79	2,250,803,005.65
		2,396,870,148.62	2,263,090,527.19

2019 6 30 A 2,374,926,664.24

C 3,319,923.55 1,849,845,226.82

A 1,847,031,355.64 C 2,813,871.18

2019 1 1 2019 6 30

		2019 1 1 2019 6 30	2018 1 1 2018 6 30
		419,100,846.12	-375,358,878.14
1.		1,731,389.55	5,653,892.96
	6.4.6.11	239,070.58	611,088.55
		1,492,318.97	4,888,864.76
		-	-
		-	153,939.65
		-	-
2.	" -"	265,239,275.12	-194,631,733.62
	6.4.6.12	242,152,231.36	-228,960,124.41
		-	-
	6.4.6.13	-96,896.20	979,062.81
	6.4.6.13.5	-	-
	6.4.6.14	-	-
	6.4.6.15	-	-
	6.4.6.16	23,183,939.96	33,349,327.98
3.	6.4.6.17	151,798,980.65	-188,155,805.31
	" -"		
4.	" -"		-

5.	“ - ”	6.4.6.18	331, 200. 80	1, 774, 767. 83
			32, 986, 447. 11	50, 776, 135. 25
1		6.4.9.2.1	18, 449, 880. 81	29, 805, 469. 00
2		6.4.9.2.2	3, 074, 980. 23	4, 967, 578. 17
3		6.4.9.2.3	53, 073. 11	40, 579. 38
4		6.4.6.19	11, 280, 185. 81	15, 795, 330. 61
5			-	-
			-	-
6			3. 86	2. 64
7		6.4.6.20	128, 323. 29	167, 175. 45
	“ - ”		386, 114, 399. 01	-426, 135, 013. 39
			-	-
	“ - ”		386, 114, 399. 01	-426, 135, 013. 39

2019 1 1 2019 6 30

	2019 1 1 2019 6 30		
	2, 038, 620, 474. 46	212, 182, 531. 19	2, 250, 803, 005. 65
	-	386, 114, 399. 01	386, 114, 399. 01
“ - ”	-188, 775, 247. 64	-69, 895, 569. 23	-258, 670, 816. 87
1.	191, 813, 426. 07	53, 760, 038. 13	245, 573, 464. 20
2.	-380, 588, 673. 71	-123, 655, 607. 36	-504, 244, 281. 07
	-	-	-

“ - ”			
	1, 849, 845, 226. 82	528, 401, 360. 97	2, 378, 246, 587. 79
	2018 1 1 2018 6 30		
	3, 069, 672, 311. 86	1, 615, 581, 865. 50	4, 685, 254, 177. 36
	-	-426, 135, 013. 39	-426, 135, 013. 39
“ - ”	-1, 013, 949, 853. 79	-476, 608, 803. 64	-1, 490, 558, 657. 43
1.	469, 800, 182. 25	245, 132, 693. 67	714, 932, 875. 92
2.	-1, 483, 750, 036. 04	-721, 741, 497. 31	-2, 205, 491, 533. 35
	-	-	-
“ - ”			
	2, 055, 722, 458. 07	712, 838, 048. 47	2, 768, 560, 506. 54

6.1 6.4

”)

(

“

(“ ”)

(“ ”)

[2010]962

324, 671, 697. 42

(2010) 4128

2010 11 18

2017 1 4

C

2017 1 9

C (

“ C”)

C

1. 00%

A

(“

A”)

A

60%-95%

0%-3%

5%-40%

5%

80%

300

× 75%+

× 25%

(“ ”)

2019 6 30

2019 1 1 2019

22 59

6 30

[2005]103

[2008]1

2008

9 18

[2012]85

[2014]48

[2015]101

[2016]36

[2016]140

[2017]56

[2017]90

1) ()

2018 1 1

3%

2)

3)

1

(1)

1

1 (1)

50%

1

20%

4) 20%

5) A 0.10% ()

	2019 6 30
	50,763,205.17
	-
1	-
1-3	-
3	-
	-
	50,763,205.17

		2019 6 30		
		2,207,120,599.22	2,220,200,281.70	13,079,682.48
-		-	-	-
		1,661,741.70	1,682,409.60	20,667.90
		99,711,500.00	100,070,000.00	358,500.00
		101,373,241.70	101,752,409.60	379,167.90
		-	-	-
		-	-	-
		-	-	-
		2,308,493,840.92	2,321,952,691.30	13,458,850.38

/

	2019 6 30
	8,171.01
	-
	-
	5,328.54
	1,656,762.20
	-
	-
	-
	-
	211.14
	1,670,472.89

	2019 6 30
	3,519,730.58
	-
	3,519,730.58

	2019 6 30
	-

	5,026.47
	9,000.00
	44,630.98
	161,844.46
	220,501.91

A		
	2019 1 1	2019 6 30
	2,025,970,248.68	2,025,970,248.68
	190,035,619.53	190,035,619.53
("-")	-368,974,512.57	-368,974,512.57
- /	-	-
/	-	-
	-	-
("-")	-	-
	1,847,031,355.64	1,847,031,355.64

C		
	2019 1 1	2019 6 30
	12,650,225.78	12,650,225.78
	1,777,806.54	1,777,806.54
("-")	-11,614,161.14	-11,614,161.14
- /	-	-
/	-	-
	-	-
("-")	-	-
	2,813,871.18	2,813,871.18

A			
	-610,182,964.16	822,126,948.76	211,943,984.60
	233,071,053.17	150,053,256.58	383,124,309.75

	46,033,820.16	-113,206,805.91	-67,172,985.75
	-49,336,513.83	102,653,481.94	53,316,968.11
	95,370,333.99	-215,860,287.85	-120,489,953.86
	-	-	-
	-331,078,090.83	858,973,399.43	527,895,308.60

C			
	630,155.31	-391,608.72	238,546.59
	1,244,365.19	1,745,724.07	2,990,089.26
	-1,436,070.86	-1,286,512.62	-2,722,583.48
	130,007.90	313,062.12	443,070.02
	-1,566,078.76	-1,599,574.74	-3,165,653.50
	-	-	-
	438,449.64	67,602.73	506,052.37

	2019 1 1	2019 6 30
		175,207.22
		-
		-
		59,993.63
		3,869.73
		239,070.58

3,815.46

54.27

	2019 1 1	2019 6 30
		4,764,458,208.20
		4,522,305,976.84
		242,152,231.36

	2019 1 1	2019 6 30
---		-96,896.20
---		-
---		-
		-96,896.20

	2019 1 1	2019 6 30
		20,756,000.00
		20,096,896.20
		756,000.00
		-96,896.20

	2019 1 1	2019 6 30
		23,183,939.96
		-
		23,183,939.96

	2019 1 1	2019 6 30
1.		151,798,980.65
---		151,593,949.15
---		205,031.50
---		-
---		-
---		-
2.		-
---		-
3.		-
		-
		151,798,980.65

	2019 1 1	2019 6 30
		327,798.92
004221		0.12
519983		3,401.76
		331,200.80

A

7

25%

C

30

30

	2019 1 1	2019 6 30
		11,280,185.81
		-
		-
		-
		-
		11,280,185.81

	2019 1 1	2019 6 30
		44,630.98
		61,844.46
		18,000.00
		3,847.85
		128,323.29

(“

”)	
(“ ”)	
(“ ”)	

	2019 1 1	2019 6 30	2018 1 1	2018 6 30
	-	-	1,604,481,869.33	13.50%

	2019 1 1 30	2019 6	2018 1 1	2018 6 30
		18,449,880.81		29,805,469.00
		8,492,731.93		11,060,272.90

1.5%

= $\times 1.5\%$

	2019 1 1 30	2019 6	2018 1 1	2018 6 30
		3,074,980.23		4,967,578.17

0.25%

= $\times 0.25\%$

	2019 1 1			2019 6 30		
	A	C				
	-	9,063.45		9,063.45		
	-	9,063.45		9,063.45		

	2018	1	1	2018	6	30
A						

6. 4. 11. 1. 1										
601236		2019 6 26	2019 7 5		3.46	3.46	9,789	33,869.94	33,869.94	-
300788		2019 6 27	2019 7 5		14.85	14.85	1,556	23,106.60	23,106.60	-

“ ”

10%

10%

	2019 6 30	2018 12 31
A-1	0.00	0.00
A-1	0.00	0.00

	101,069,200.00	99,910,000.00
	101,069,200.00	99,910,000.00

	2019 6 30	2018 12 31
AAA	0.00	0.00
AAA	683,209.60	645,532.60
	0.00	20,088,000.00
	683,209.60	20,733,532.60

2019 6 30	6	6 -1	1-5	5		
	50,763,205.17		-	-	-	- 50,763,205.17

	-	-	-	-	3,519,730.58	3,519,730.58
	-	-	-	-	5.66	5.66
	-	-	-	-	220,501.91	220,501.91
	-	-	-	-	18,623,560.83	18,623,560.83
	165,193,701.79	999,200.00	-	-	-2,212,053,686.00	2,378,246,587.79
2018 12 31	6	6 -1	1-5	5		
	52,450,108.87	-	-	-	-	52,450,108.87
	7,763,495.92	-	-	-	-	7,763,495.92
	560,881.07	-	-	-	-	560,881.07
	20,733,532.60	99,910,000.00	-	-	-2,079,199,318.70	2,199,842,851.30
	-	-	-	-	252,966.11	252,966.11

	31	VaR	3.70%		
--	----	-----	-------	--	--

VaR

95%

2018

(1)

(a)

(b)

(i)

2019 6 30

2,220,883,491.30

101,069,200.00

0

(ii)

()

(iii)

192,808.72

192,808.72

0

(2)

 §

			%
1		2, 220, 200, 281. 70	92. 63
		2, 220, 200, 281. 70	92. 63
2		-	-
3		101, 752, 409. 60	4. 25
		101, 752, 409. 60	4. 25
		-	-
4		-	-
5		-	-
6		-	-
		-	-
7		63, 920, 123. 03	2. 67
8		10, 997, 334. 29	0. 46
9		2, 396, 870, 148. 62	100. 00

			(%)
A		41, 847, 175. 84	1. 76
B		26, 458, 351. 91	1. 11
C		1, 267, 224, 466. 22	53. 28
D		79, 169, 308. 86	3. 33
E		122, 766, 323. 98	5. 16
F		130, 365, 584. 44	5. 48
G		13, 489, 324. 80	0. 57
H		18, 578, 338. 24	0. 78
I		257, 029, 086. 03	10. 81
J		18, 267, 446. 91	0. 77
K		122, 167, 794. 38	5. 14

L		17,908,072.70	0.75
M		10,559,352.78	0.44
N		5,314,837.32	0.22
O		-	-
P		-	-
Q		-	-
R		71,253,961.04	3.00
S		17,800,856.25	0.75
		2,220,200,281.70	93.35

1	600031		2,584,200	33,801,336.00	1.42
2	000157		4,828,995	29,022,259.95	1.22
3	000425		5,930,100	26,448,246.00	1.11
4	300130		1,600,360	25,445,724.00	1.07
5	002020		2,191,686	25,248,222.72	1.06
6	000568		304,100	24,580,403.00	1.03
7	601058		8,022,500	23,826,825.00	1.00
8	000630		9,666,100	23,778,606.00	1.00
9	002139		4,042,994	23,449,365.20	0.99
10	000338		1,900,437	23,356,370.73	0.98
11	300200		2,435,141	23,012,082.45	0.97
12	002734		1,535,010	22,963,749.60	0.97
13	002299		905,483	22,926,829.56	0.96
14	603869		1,258,912	22,912,198.40	0.96
15	600606		3,253,440	22,220,995.20	0.93
16	600642		3,694,882	22,206,240.82	0.93
17	600050		3,593,000	22,132,880.00	0.93
18	601117		3,628,887	21,845,899.74	0.92
19	002111		1,722,188	21,613,459.40	0.91
20	002425		3,339,307	21,605,316.29	0.91
21	603328		2,091,730	21,482,067.10	0.90
22	000026		2,741,301	21,299,908.77	0.90

23	002705		1,847,410	21,245,215.00	0.89
24	601618		6,958,200	21,152,928.00	0.89
25	300082		3,206,178	21,128,713.02	0.89
26	601588		5,622,659	21,084,971.25	0.89
27	601717		3,653,445	20,861,170.95	0.88
28	600578		6,426,100	20,820,564.00	0.88
29	600271		887,422	20,455,077.10	0.86
30	002106		2,903,033	20,437,352.32	0.86
31	002406		3,399,438	20,396,628.00	0.86
32	601607		1,122,038	20,364,989.70	0.86
33	002195		5,222,750	20,316,497.50	0.85
34	002065		2,904,400	20,301,756.00	0.85
35	002087		5,227,730	20,283,592.40	0.85
36	603118		2,189,520	20,274,955.20	0.85
37	002394		2,083,183	20,269,370.59	0.85
38	000100	TCL	6,083,400	20,257,722.00	0.85
39	600985		1,785,100	20,243,034.00	0.85
40	601900		2,118,600	20,126,700.00	0.85
41	600496		6,296,363	19,959,470.71	0.84
42	603298		1,576,200	19,954,692.00	0.84
43	600479		2,137,643	19,922,832.76	0.84
44	601928		2,449,764	19,769,595.48	0.83
45	002014		2,420,162	19,724,320.30	0.83
46	603600		1,996,385	19,644,428.40	0.83
47	000732		1,180,000	19,470,000.00	0.82
48	600063		6,947,970	19,454,316.00	0.82
49	600351		3,155,888	19,408,711.20	0.82
50	601566		1,568,852	19,328,256.64	0.81
51	002381		2,427,330	19,297,273.50	0.81
52	002449		1,452,944	19,295,096.32	0.81
53	600039		5,295,400	19,275,256.00	0.81
54	002543		1,434,618	19,252,573.56	0.81
55	002380		1,364,529	19,226,213.61	0.81
56	000938		701,389	19,112,850.25	0.80

62	600754		753,991	18,578,338.24	0.78
63	002099		2,607,770	18,515,167.00	0.78
64	000600		2,723,296	18,246,083.20	0.77
65	600699		853,600	18,232,896.00	0.77
66	300383		1,085,300	18,200,481.00	0.77
67	600637		1,723,827	18,169,136.58	0.76
68	600373		1,445,001	18,149,212.56	0.76
69	600704		3,341,120	18,108,870.40	0.76
70	603355		836,351	17,998,273.52	0.76
71	601169		3,045,367	17,998,118.97	0.76
72	600466		2,891,407	17,984,551.54	0.76
73	600057		4,024,286	17,908,072.70	0.75
74	000899		3,402,316	17,896,182.16	0.75
75	600535		1,078,359	17,846,841.45	0.75
76	300303		5,380,579	17,809,716.49	0.75
77	600673		2,267,625	17,800,856.25	0.75
78	002478		2,937,903	17,774,313.15	0.75
79	300057		3,329,960	17,715,387.20	0.74
80	300047		2,107,584	17,640,478.08	0.74
81	002315		1,055,431	17,636,252.01	0.74
82	600728		1,778,818	17,521,357.30	0.74
83	300218		2,386,187	17,466,888.84	0.73
84	600522		1,890,345	17,334,463.65	0.73
85	300458		808,138	16,890,084.20	0.71
86	002097		2,665,399	16,632,089.76	0.70
87	600361		3,956,100	16,299,132.00	0.69
88	600565		4,351,366	16,230,595.18	0.68
89	600570		225,684	15,380,364.60	0.65
90	601677		1,478,977	15,248,252.87	0.64
91	600277		3,114,319	15,166,733.53	0.64
92	600170		4,001,979	15,047,441.04	0.63
93	300513		541,071	14,506,113.51	0.61
94	300146		742,500	14,404,500.00	0.61
95	000560		3,008,114	14,378,784.92	0.60
96	002154		4,304,200	14,332,986.00	0.60
97	000895		570,605	14,202,358.45	0.60
98	002777		531,810	13,986,603.00	0.59
99	600350		2,810,276	13,489,324.80	0.57
100	000977		559,068	13,339,362.48	0.56

101	600757		1, 936, 120	13, 184, 977. 20	0. 55
102	002591		1, 557, 135	13, 126, 648. 05	0. 55
103	600850		600, 950	12, 794, 225. 50	0. 54
104	600285		1, 481, 551	12, 489, 474. 93	0. 53
105	000739		1, 223, 200	12, 024, 056. 00	0. 51
106	002080		1, 300, 416	11, 781, 768. 96	0. 50
107	000999		400, 200	11, 741, 868. 00	0. 49
108	600694		401, 700	11, 211, 447. 00	0. 47
109	600827		1, 132, 645	11, 111, 247. 45	0. 47
110	601992		2, 894, 100	10, 881, 816. 00	0. 46
111	600177		1, 700, 306	10, 796, 943. 10	0. 45
112	002398		1, 644, 759	10, 559, 352. 78	0. 44
113	600104		403, 927	10, 300, 138. 50	0. 43
114	603313		577, 194	9, 979, 684. 26	0. 42
115	002396		434, 489	9, 749, 933. 16	0. 41
116	603520		418, 383	9, 664, 647. 30	0. 41
117	000733		565, 759	9, 323, 708. 32	0. 39
118	002635		658, 500	8, 883, 165. 00	0. 37
119	300206		1, 299, 080	8, 742, 808. 40	0. 37
120	600327		2, 076, 116	7, 868, 479. 64	0. 33
121	601668		1, 162, 300	6, 683, 225. 00	0. 28
122	300088		1, 294, 900	6, 552, 194. 00	0. 28
123	600339		1, 386, 703	5, 851, 886. 66	0. 25
124	000963		209, 029	5, 426, 392. 84	0. 23
125	603199		239, 084	5, 314, 837. 32	0. 22
126	002616		543, 000	3, 936, 750. 00	0. 17
127	603878		363, 820	3, 911, 065. 00	0. 16
128	300212		158, 605	3, 885, 822. 50	0. 16
129	600667		432, 200	3, 263, 110. 00	0. 14
130	002737		177, 600	2, 733, 264. 00	0. 11
131	600062		173, 204	2, 184, 102. 44	0. 09
132	600968		102, 375	363, 431. 25	0. 02
133	601818		61, 800	235, 458. 00	0. 01
134	601002		23, 900	168, 734. 00	0. 01
135	300782		743	80, 927. 56	0. 00
136	002233		5, 700	66, 576. 00	0. 00
137	601698		10, 103	39, 603. 76	0. 00
138	603863		1, 612	37, 204. 96	0. 00
139	601236		9, 789	33, 869. 94	0. 00

140	300594		721	31,803.31	0.00
141	603867		1,045	26,971.45	0.00
142	300788		1,556	23,106.60	0.00
143	300761		79	4,233.61	0.00
144	603886		80	2,119.20	0.00
145	600660		49	1,113.77	0.00
146	600064		89	953.19	0.00
147	002391		114	876.66	0.00
148	002574		109	639.83	0.00
149	000756		60	429.00	0.00
150	000719		52	369.20	0.00
151	600023		54	238.68	0.00

20	600757		34, 182, 774. 69	1. 52
----	--------	--	------------------	-------

“ ”

2% 20

1	600850		55, 458, 556. 27	2. 46
2	603355		50, 887, 781. 55	2. 26
3	002705		50, 259, 141. 94	2. 23
4	002674		49, 462, 421. 83	2. 20
5	300339		48, 329, 136. 36	2. 15
6	002616		46, 310, 911. 22	2. 06
7	002626		45, 712, 523. 42	2. 03
8	000895		43, 863, 535. 38	1. 95
9	002233		41, 297, 173. 99	1. 83
10	600741		41, 219, 623. 71	1. 83
11	000338		41, 070, 177. 85	1. 82
12	600383		40, 744, 150. 39	1. 81
13	600585		39, 771, 491. 47	1. 77
14	002815		39, 756, 503. 76	1. 77
15	002461		39, 466, 052. 09	1. 75
16	600588		38, 541, 829. 93	1. 71
17	600704		37, 899, 431. 25	1. 68
18	600160		37, 817, 433. 01	1. 68
19	600352		37, 694, 837. 42	1. 67
20	002746		37, 486, 099. 96	1. 67

“ ”

			4, 511, 712, 990. 64
			4, 764, 458, 208. 20

“ ” “ ” “ ”

1		999,200.00	0.04
2		-	-
3		100,070,000.00	4.21

1		520,369.16
2		7,691,442.97
3		-
4		1,670,472.89
5		1,115,049.27
6		-
7		-
8		-
9		10,997,334.29

--	--	--	--	--

1	128035		683,209.60	0.03
---	--------	--	------------	------

§

	()					
A	300,557	6,145.36	2,091,111.21	0.11%	1,844,940,244.43	99.89%
C	65	43,290.33	0.00	0.00%	2,813,871.18	100.00%
	300,622	6,153.39	2,091,111.21	0.11%	1,847,754,115.61	99.89%

	A	45,584.51	0.00%
	C	-	-
		45,584.51	0.00%

	A	0
	C	0
		0
	A	0
	C	0
		0

§ 9

	A	C
2010 11 18	324,671,697.42	-
	2,025,970,248.68	12,650,225.78
	190,035,619.53	1,777,806.54
:	368,974,512.57	11,614,161.14
"_"	-	-
	1,847,031,355.64	2,813,871.18

§

2019 3 2

	1	1,670,171,230.19	18.01%	887,352.20	15.59%	-

	1	1, 243, 205, 352. 42	13. 41%	660, 517. 43	11. 60%	-
	1	1, 133, 511, 374. 62	12. 22%	602, 228. 25	10. 58%	-
	1	1, 102, 143, 369. 39	11. 88%	585, 576. 61	10. 29%	-
	1	940, 760, 944. 53	10. 14%	782, 059. 74	13. 74%	-
	1	660, 567, 637. 12	7. 12%	549, 129. 17	9. 65%	-
	1	623, 261, 460. 54	6. 72%	331, 141. 26	5. 82%	-
	1	513, 343, 219. 68	5. 54%	272, 744. 28	4. 79%	-
	1	395, 939, 153. 36	4. 27%	329, 142. 57	5. 78%	-
	1	374, 817, 151. 29	4. 04%	199, 141. 27	3. 50%	-
	1	248, 913, 509. 32	2. 68%	206, 923. 00	3. 63%	-
	1	229, 295, 610. 06	2. 47%	213, 542. 84	3. 75%	-
	1	138, 210, 609. 89	1. 49%	73, 430. 83	1. 29%	-
	1	-	-	-	-	-
	1	-	-	-	-	-
	2	-	-	-	-	-
	2	-	-	-	-	-
	1	-	-	-	-	-
	1	-	-	-	-	-
	1	-	-	-	-	-
	2	-	-	-	-	-
	1	-	-	-	-	-
	1	-	-	-	-	-

	-	-	-	-	-	-
	-	-	-	-	-	-
	-	-	-	-	-	-
	-	-	-	-	-	-
	-	-	-	-	-	-
	-	-	-	-	-	-

	1,006,121.15	100.00%	-	-	-	-
	-	-	-	-	-	-
	-	-	-	-	-	-
	-	-	-	-	-	-
	-	-	-	-	-	-
	-	-	-	-	-	-
	-	-	-	-	-	-
	-	-	-	-	-	-
	-	-	-	-	-	-
	-	-	-	-	-	-
	-	-	-	-	-	-
	-	-	-	-	-	-
	-	-	-	-	-	-
	-	-	-	-	-	-
	-	-	-	-	-	-
	-	-	-	-	-	-
	-	-	-	-	-	-
	-	-	-	-	-	-
	-	-	-	-	-	-
	-	-	-	-	-	-

1

1

1

2

1998 29

2007 48

1

1

2

3

4

2

1	2018 12 31		2019 1 1
2	()		2019 1 10
3			2019 1 15
4	2018 4		2019 1 19
5			2019 1 22
6			2019 3 1
7			2019 3 2
8			2019 3 28
9	2018		2019 3 29
10			2019 3 30
11			2019 4 8
12			2019 4 15
13	2019 1		2019 4 22
14			2019 4 26

15			2019 5 7
16			2019 5 14
17			2019 5 22
18			2019 6 22
19			2019 6 26
20			2019 6 27

§

20%

§

1

2

3

4

5

6

<http://www.cxfund.com.cn>

2019 8 27