

2019

2019 6 30

2019 8 27

§

2019 8 23

2019 1 1      2019 6 30

§

	519949		
	519949		
	2016 11 10		
	210, 456, 036. 20		
	A	C	E
	CXLXA	-	-
	519949	007293	007294
	181, 754. 58	1, 930, 245. 72	208, 344, 035. 90

2019 4 25

A

C

E

2019

4 23

C

E

	M2	GDP	CPI
	300	*50%+	*50%

--	--	--

		021-61009999	0755—83199084
		zhouyg@cxfund. com. cn	yan_zhang@cmbchi na. com
		4007005566	95555
		021-61009800	0755—83195201

	www. cxfund. com. cn
	68 9 7088

§

	A	C	E
3.1.1	(2019 1 1 - 2019 6 30 )	(2019 4 25 - 2019 6 30 )	(2019 4 25 - 2019 6 30 )
	1,847.59	430.25	471,713.05
	1,492.00	-7,257.67	110,878.82
	0.0068	-0.0330	0.0017
	0.68%	0.10%	0.00%
3.1.2	( 2019 6 30 )		
	-0.3090	0.0326	0.0325
	187,641.59	1,993,242.33	215,107,376.84
	1.032	1.033	1.032

1 C E 2019 4 25

2019 4 23

C E

C E

C E

C E

A

C E

2

3

A

	0.00%	0.20%	2.96%	0.58%	-2.96%	-0.38%

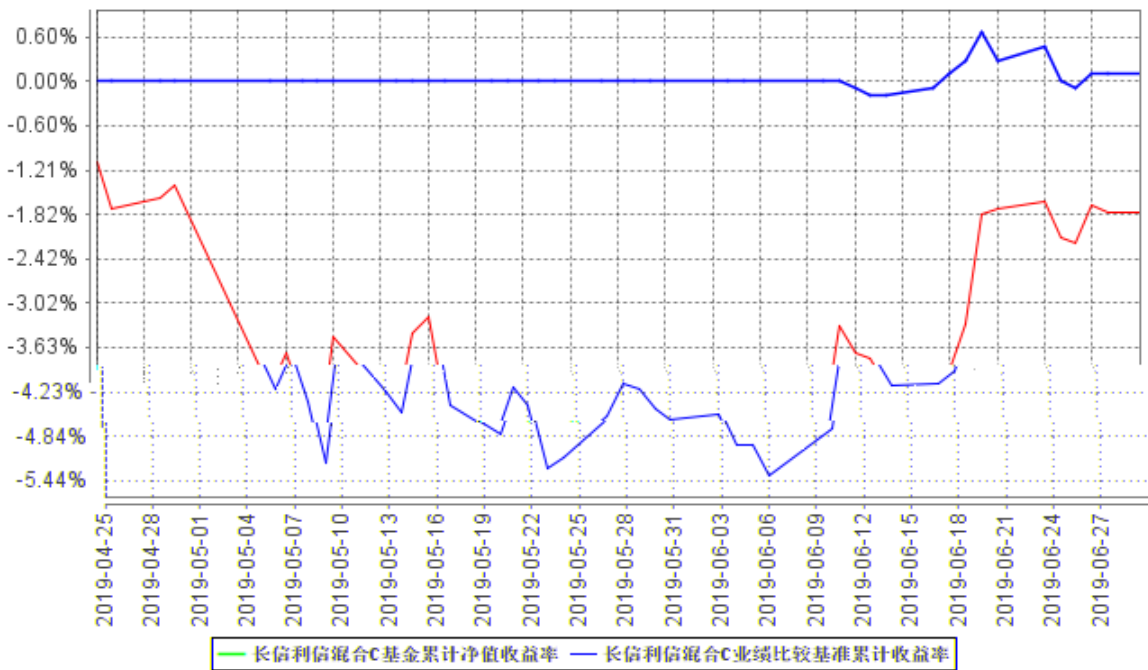
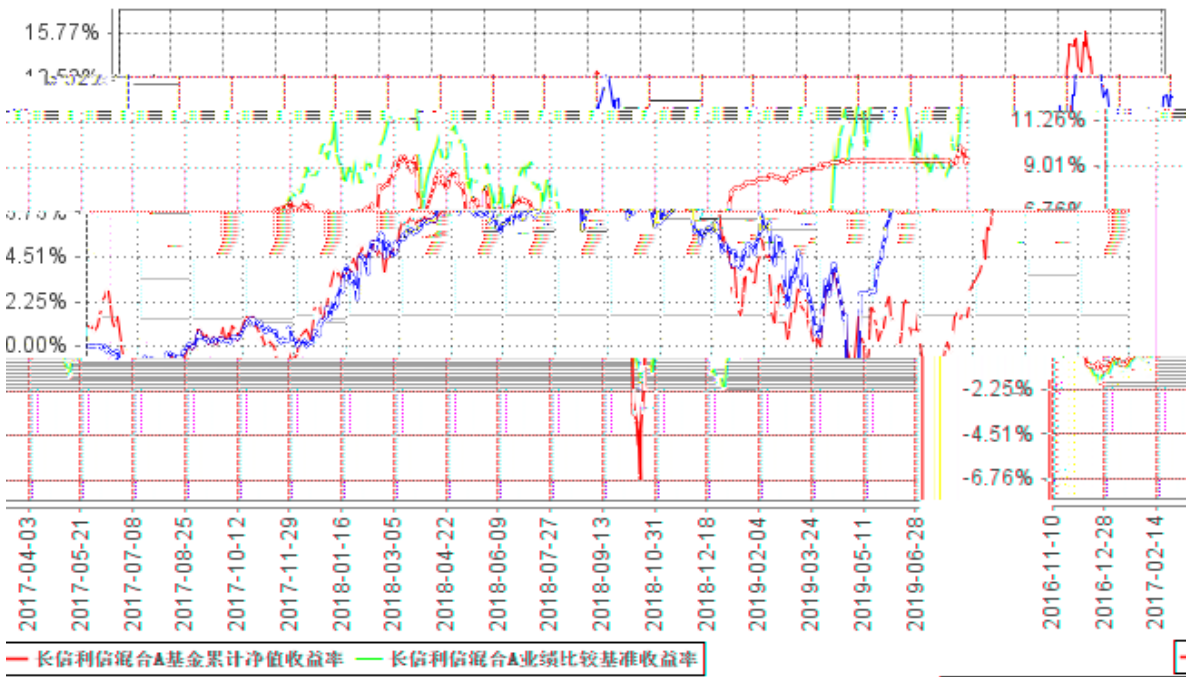
	0.00%	0.11%	-0.11%	0.75%	0.11%	-0.64%
	0.68%	0.09%	14.27%	0.77%	-13.59%	-0.68%
	4.35%	0.61%	8.26%	0.76%	-3.91%	-0.15%
	9.34%	0.44%	12.51%	0.57%	-3.17%	-0.13%

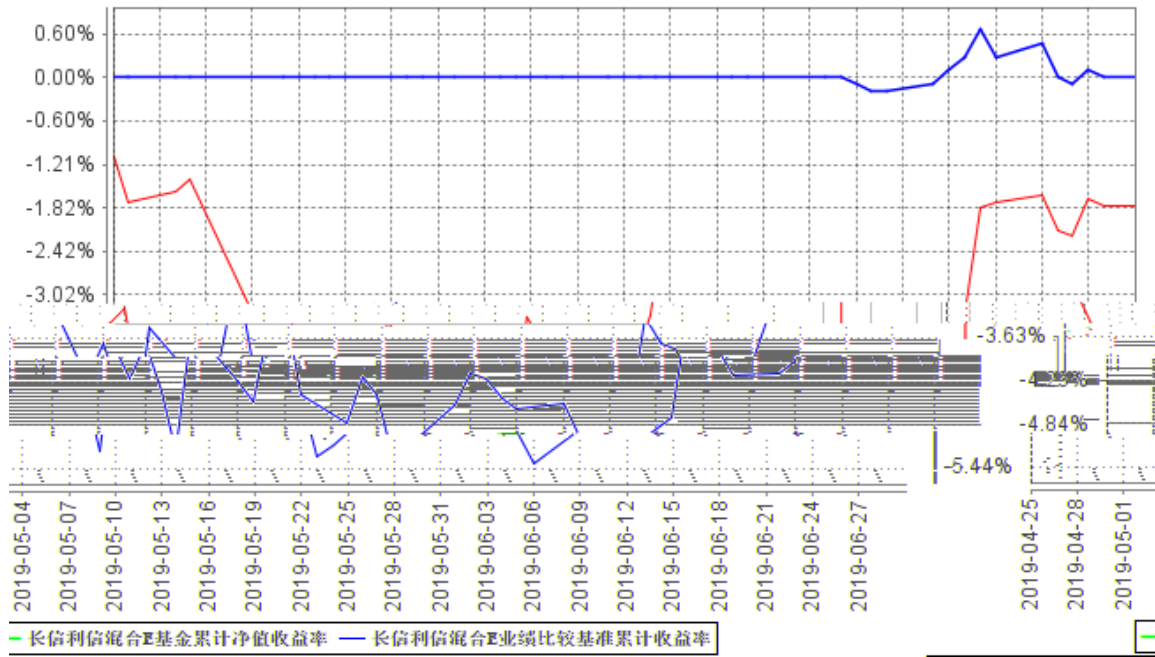
## C

	0.10%	0.19%	2.96%	0.58%	-2.86%	-0.39%
2019 4 25 -2019 6 30	0.10%	0.13%	-1.78%	0.79%	1.88%	-0.66%

## E

	0.00%	0.20%	2.96%	0.58%	-2.96%	-0.38%
2019 4 25 -2019 6 30	0.00%	0.13%	-1.78%	0.79%	1.78%	-0.66%





1 2019 4 25  
 A C E  
 2 A 2016 11 10 2019 6 30 C  
 2019 4 25 2019 6 30 E 2019  
 4 25 2019 6 30  
 3 6

§

2003 63

1.65

44.55%

31.21%

15.15%

4.55%

4.54%

2019 6 30

65

100

(LOF)

(LOF)

LOF

500



---

		2016 11 18	2019 4 30	23	

1

/

2

5%

2019

2018

	A	1.032	1.092	
	0.68%		14.27%	C
1.033	1.033		0.10%	
-1.78%	E	1.032		1.032
	0.00%		-1.78%	

2019

1/2

1

12

3

2

3

4

5

2018 10 23 2019 1 15

2019 6 10

§

## §

2019 6 30

	2019 6 30	2018 12 31
	31,992,173.88	571,111.97
	-	-
	-	118,944.14
	105,349,727.65	-
	95,366,727.65	-
	-	-
	9,983,000.00	-
	-	-
	-	-
	-	-
	80,000,000.00	-
	-	-
	120,508.19	187.41
	-	-
	-	998.50
	-	-
	-	-
	217,462,409.72	691,242.02
	2019 6 30	2018 12 31
	-	-
	-	-
	-	-
	-	-
	-	-
	-	173,050.68
	66,857.22	284.85
	22,285.73	94.99
	90.21	-
	84,915.80	220.48
	-	-

---

	-	-
	-	-
	-	-

4.	-	-	-
5.	-	8,205.80	325.57
		187,770.55	3,715,959.30
1		67,445.31	1,791,798.75
2		22,481.83	597,266.28
3		90.21	-
4		97,158.20	1,163,504.95
5		-	-
		-	-
6		-	-
7		595.00	163,389.32
	-	105,113.15	-11,568,862.09
		-	-
	-	105,113.15	-11,568,862.09

2019 1 1 2019 6 30

	2019 1 1 2019 6 30		
	313,613.66	7,759.99	321,373.65
	-	105,113.15	105,113.15
-	210,142,422.54	6,719,351.42	216,861,773.96
1.	210,458,831.10	6,727,295.89	217,186,126.99
2.	-316,408.56	-7,944.47	-324,353.03
	-	-	-

-			
	210,456,036.20	6,832,224.56	217,288,260.76
	<b>2018 1 1 2018 6 30</b>		
	595,223,372.57	4,955,758.17	600,179,130.74
	-	-11,568,862.09	-11,568,862.09
-	-205,192.34	-4,055.35	-209,247.69
1.	37,203.43	523.31	37,726.74
2.	-242,395.77	-4,578.66	-246,974.43
	-	-	-
	595,018,180.23	-6,617,159.27	588,401,020.96

6.1 6.4

---

---

---

)

[2015]1574

[2016]2400

2016 11 10

301,140,999.29

2019 4 23

C E

A

C E

2019 4 25

C E

A

)

(

0%-95%

5%-100%

3%

5%

300

\*50%+

\*50%

—

2

3

XBRL

3 <

>

2019 6 30

2019 1 1 2019 6 30

2008 4 24

3‰ 1‰

2008 9 19

[2005]103

[2016]36

2016 5 1

[2016]46

[2016]70

[2016]140

[2017]56

2018 1 1

3%

2018 1 1

2011

2011

[2004]78

2004 1 1

[2005]103

[2008]1

[2005]103

[2008]132

2008 10 9

[2012]85

2013 1 1

1 1

1 1 1 50%

1 25% 20%

[2015]101

2015 9 8

1


	2019 1 1	2019 6 30	2018 1 1	2018 6 30
--	----------	-----------	----------	-----------

---

	101,936,522.70	100.00%	803,746,670.31	100.00%







## §

			%
1		95,366,727.65	43.85
		95,366,727.65	43.85
2		-	-
3		9,983,000.00	4.59
		9,983,000.00	4.59
		-	-
4		-	-
5		-	-
6		80,000,000.00	36.79
		-	-
7		31,992,173.88	14.71
8		120,508.19	0.06
9		217,462,409.72	100.00

			(%)
A		-	-
B		-	-
C		6,931,023.65	3.19
D		-	-
E		-	-
F		-	-
G		14,911,038.00	6.86
H		-	-
I		-	-

J		73, 524, 666. 00	33. 84
K		-	-
L		-	-
M		-	-
N		-	-
O		-	-
P		-	-
Q		-	-
R		-	-
S		-	-
		95, 366, 727. 65	43. 89

1	601398		2, 653, 600	15, 629, 704. 00	7. 19
2	601939		2, 070, 700	15, 406, 008. 00	7. 09
3	601988		4, 070, 500	15, 223, 670. 00	7. 01
4	601328		2, 329, 700	14, 257, 764. 00	6. 56
5	601288		3, 613, 200	13, 007, 520. 00	5. 99
6	600377				

4	601328		15,079,698.00	4,692.26
5	601288		13,711,417.00	4,266.50
6	600377		10,852,551.00	3,376.93
7	600548		4,333,005.00	1,348.28
8	600887		3,581,189.00	1,114.34
9	600690		1,669,780.00	519.58
10	603808		1,505,891.90	468.58

**3**

---

10		9,983,000.00	4.59
----	--	--------------	------

1	190402	19 02	100,000	9,983,000.00	4.59

---

			2018	11	19	
		2018	28			
				30		
			2018	10	18	
		2018	46			2016
1	2017	6				
		34				

1		-
2		-
3		-
4		120, 508. 19
5		-
6		-
7		-
8		-

---

9		120,508.19
---	--	------------



## S

	A	C	E
2016 11 10	301,140,999.29	-	-
	313,613.66	-	-
	184,549.48	1,930,245.72	208,344,035.90
:	316,408.56	-	-
"_"	-	-	-
	181,754.58	1,930,245.72	208,344,035.90

C E

2019 4 25

§

2019 3 2

--	--	--	--	--

	2	101,936,522.70	100.00%	84,740.80	100.00%	-

	-	-	280,000,000.00	100.00%	-	-

1

2

1998 29

2007 48

1

1

2

3

4

2

## §

		20%					
	1	2019 6 10 2019 6 30	0.00	104,171,776.66	0.00	104,171,776.66	49.50%
	2	2019 6 10 2019 6 30	0.00	104,171,777.63	0.00	104,171,777.63	49.50%
	1	2019 1 1 2019 1 2	63,584.67	0.00	63,584.67	0.00	0.00%
	2	2019 1 1 2019 6 9	96,316.31	0.00	0.00	96,316.31	0.05%
	3	2019 1 3 2019 1 13	0.00	142,769.93	142,769.93	0.00	0.00%
1							
2							
3							

2019 8 27