

2019

2019 6 30

2019 8 27

## § 1

### 1.1

2019 3 11 0:00      2019 4 4 17:00

2019 4 8

20

2019 4 10      2019 5 13

2019 5 14

2019 8 23

2019 1 1      2019 6 30

<b>1.2</b>		
<b>§1</b>	.....	<b>2</b>
1.1	.....	2
1.2	.....	3
<b>§2</b>	.....	<b>6</b>
2.1	.....	6
2.1	.....	6
2.2	.....	6
2.2	.....	7
2.3	.....	7
2.4	.....	8
2.5	.....	8
<b>§3</b>	.....	<b>9</b>
3.1	.....	9
3.1	.....	9
3.2	.....	10
3.2	.....	12
<b>§4</b>	.....	<b>15</b>
4.1	.....	15
4.2	.....	18
4.3	.....	18
4.4	.....	18
4.5	.....	19
4.6	.....	19
4.7	.....	19
4.8	.....	20
<b>§5</b>	.....	<b>21</b>
5.1	.....	21
5.2	.....	21
5.3	.....	21
<b>§6</b>	.....	<b>22</b>
6.1	.....	22
6.2	.....	23
6.3	.....	24
6.4	.....	25
<b>§6</b>	.....	<b>46</b>
6.1	.....	46
6.2	.....	47
6.3	.....	48
6.4	.....	49
<b>§7</b>	.....	<b>68</b>
7.1	.....	68
7.2	.....	68
7.3	.....	68

7.4	.....	68
7.5	.....	69
7.6	.....	69
7.7	.....	69
7.8	.....	69
7.9	.....	69
7.10	.....	70
7.11	.....	70
<b>§7</b>	.....	<b>72</b>
7.1	.....	72
7.2	.....	72
7.3	.....	72
7.4	.....	72
7.5	.....	73
7.6	.....	73
7.7	.....	73
7.8	.....	73
7.9	.....	73
7.10	.....	74
7.11	.....	74
<b>§8</b>	.....	<b>76</b>
8.1	.....	76
8.2	.....	76
8.3	.....	76
<b>§8</b>	.....	<b>77</b>
8.1	.....	77
8.2	.....	77
8.3	.....	77
<b>§ 9</b>	.....	<b>78</b>
<b>§ 9</b>	.....	<b>79</b>
<b>§10</b>	.....	<b>80</b>
10.1	.....	80
10.2	.....	80
10.3	.....	80
10.4	.....	80
10.5	.....	80
10.6	.....	81
10.7	.....	81
10.7	.....	82
10.8	.....	83

10.C30E2A>11.4<48011888>316>-11<2B952CB4>-11<1B6908308d [ <046A>-11<0E2A4801>-11<460B3E7A360

12.1 .....86  
12.2 .....86  
12.3 .....86

§ 2

2.1

	519943

	*80%+
	*20%

**2.2**

	+4%

**2.3**

	021-61009999	021-38676252
	zhouyg@cxfund.com.cn	wangj222@gtjas.com
	4007005566	021-38917599-5
	021-61009800	021-38677819
	68 9	618
	9 68	669
	9	19

	200120	200041

**2.4**

	www.cxfund.com.cn
	68 9
	669 19

**2.5**

		17

## § 3

## 3.1

3.1.1	2019 5 14 ( )	2019 6 30
	A	C
	15,378.61	9,244.21
	28,761.68	24,393.00
	0.0071	0.0089
	0.63%	0.81%
	0.64%	0.59%
3.1.2	2019 6 30	
	304,582.56	402,637.66
	0.0749	0.0656
	4,560,879.46	6,821,520.94
	1.1213	1.1120
3.1.3	2019 6 30	
	0.64%	0.59%

1

2019 5 14

2

3

4

## 3.1

3.1.1	2019 1 1	2019 5 13
	A	C
	141,037.47	679,736.10
	105,098.43	437,194.46
	0.0231	0.0200
	2.09%	1.82%
	2.13%	1.99%
3.1.2	2019 5 13	
	293,619.03	144,924.79
	0.0711	0.0625

	4, 600, 270. 29	2, 565, 237. 37
	1. 1142	1. 1055
<b>3.1.3</b>	2019 5 13	
	12. 49%	11. 18%

1

2

3

**3.2****3.2.1**

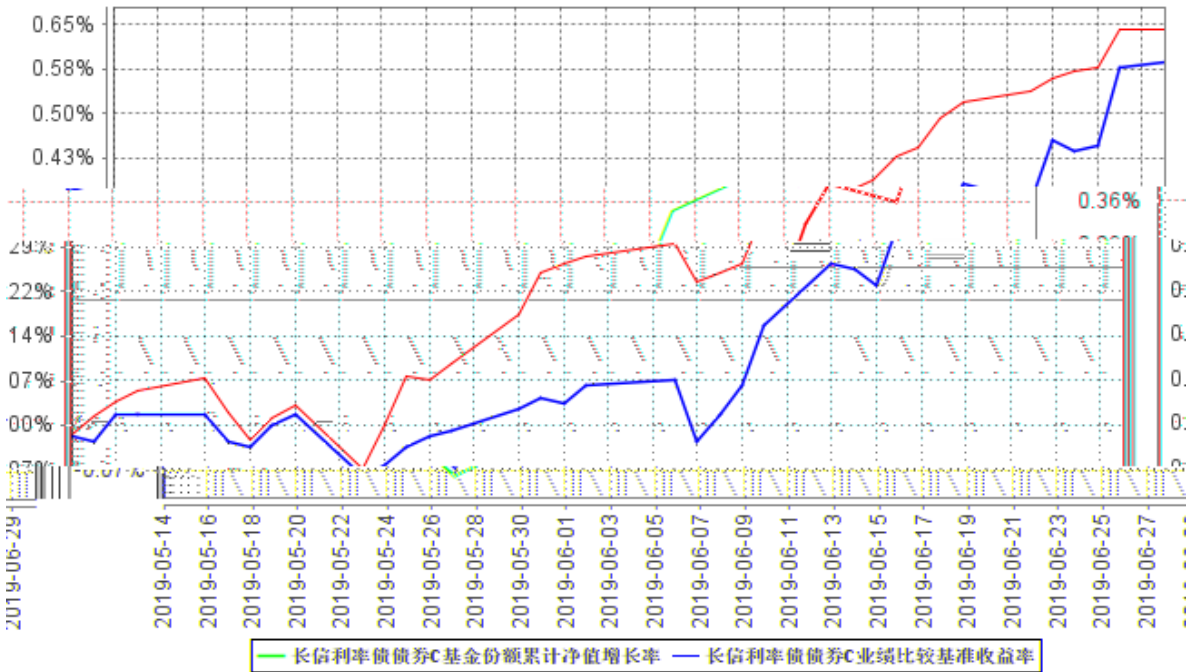
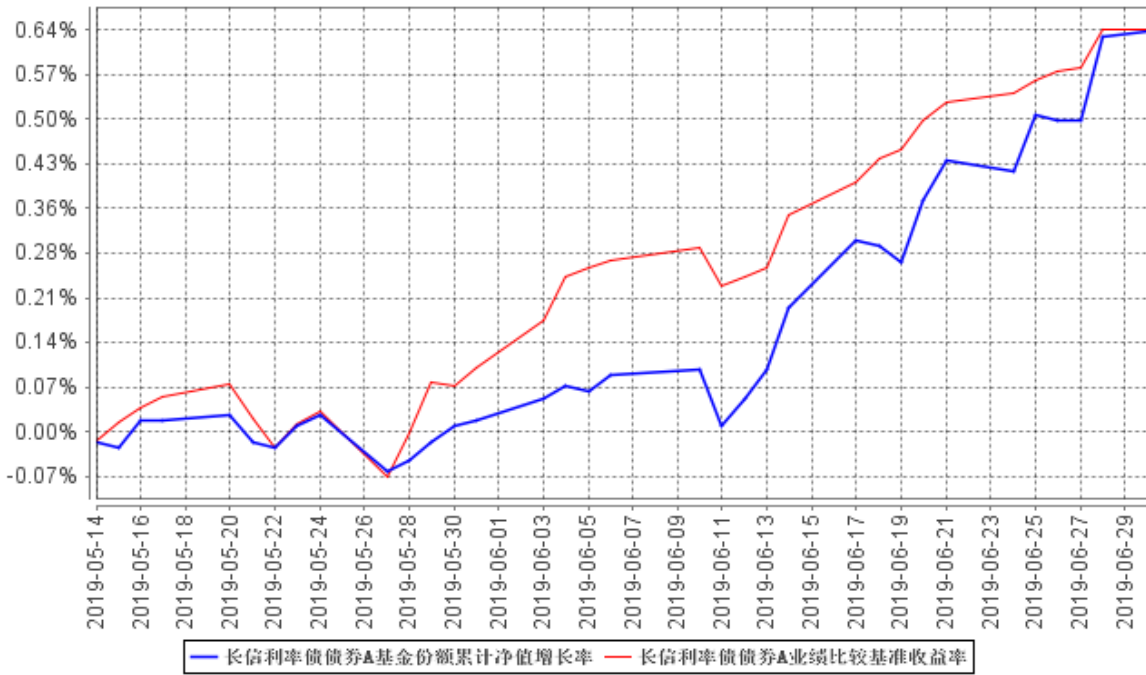
A

	0. 62%	0. 06%	0. 54%	0. 03%	0. 08%	0. 03%
2019 5 14 -2019 6 30	0. 64%	0. 05%	0. 64%	0. 04%	0. 00%	0. 01%

C

	0. 60%	0. 06%	0. 54%	0. 03%	0. 06%	0. 03%
2019 5 14 -2019 6 30	0. 59%	0. 05%	0. 64%	0. 04%	-0. 05%	0. 01%

3.2.2



1 2019 5 14

2019 5 14 2019 6 30

2 6

80%

80%

5%

**3.2****3.2.1**

A

(2019 4 1 2019 5 13 )	0.48%	0.05%	0.80%	0.02%	-0.32%	0.03%
(2019 1 1 2019 5 13 )	2.13%	0.07%	2.49%	0.02%	-0.36%	0.05%
(2018 7 1 2019 5 13 )	6.41%	0.12%	6.04%	0.02%	0.37%	0.10%
2019 5 13	12.49%	0.10%	20.91%	0.02%	-8.42%	0.08%

C

(2019 4 1 2019 5 13 )	0.45%	0.05%	0.80%	0.02%	-0.35%	0.03%

(2019 1 1 2019 5 13 )	1.99%	0.07%	2.49%	0.02%	-0.50%	0.05%
--------------------------------	-------	-------	-------	-------	--------	-------

(2018 7  
1 2019  
5 13  
)

6.05%      0.12%



**§ 4**

**4.1**

**4.1.1**

			2003 63		
					1.65
			44.55%		
31.21%		15.15%		4.55%	
		4.54%			
2019 6 30			65		

100

(LOF)

(LOF)

LOF

500

FOF

300

**4.1.2**

		2019 5 14	-	8	2016 5

1

/

2

3 2019 5 14

**4.1.2**

		2016 7 28	2019 5 13	8	2016 5

1

/

2

**4.2****4.3****4.3.1****4.3.2**

5%

**4.4****4.4.1**

2019

CPI

**4.4.2**

2019	6	30	A	1.1213	1.1309
		C	1.1120	1.1177	
		A	2.13%		C
1.99%			2.49%		A
0.64%		C	0.59%		0.64%

**4.5**

PMI

**4.6**

“ ”

1/2

**4.7**

1

3

2

A

C

3

4

5

**4.8**

2017 7 28      2017 10 25

2019 5 13

2019 5

14

2019 6 11

## § 5

### 5.1

“ ”

“ ”

### 5.2

### 5.3

## § 6

## 6.1

2019 6 30

		2019 6 30
	6.4.7.1	1,041,623.69
		179,386.16
		17,945.54
	6.4.7.2	11,574,085.00
		-
		-
		11,574,085.00
		-
		-
	6.4.7.3	-
	6.4.7.4	-
		103,946.70
	6.4.7.5	200,464.09
		-
		2,006,351.88
		-
	6.4.7.6	-
		15,123,803.06
		2019 6 30
		-
		-
	6.4.7.3	-
		2,700,000.00
		1,016,868.80
		-
		2,262.81
		323.24
		1,099.77
	6.4.7.7	1,895.00



	6.4.7.16	-	
3.	“ - ”	6.4.7.17	28, 531. 86
4.	“ - ”		-
5.	“ - ”	6.4.7.18	0. 15
			19, 434. 60
1		6.4.10.2.1	3, 498. 50
2		6.4.10.2.2	499. 78
3		6.4.10.2.3	1, 606. 16
4		6.4.7.19	523. 73
5			5, 909. 21
			5, 909. 21
6			-
7		6.4.7.20	7, 397. 22
	“ - ”		53, 154. 68
			-
	“ - ”		53, 154. 68

2019 5 14 2019 6 30

2019

5 14

**6.3**

2019 5 14 ( ) 2019 6 30

	2019 5 14 ( ) 2019 6 30		
	6, 448, 975. 63	716, 532. 03	7, 165, 507. 66
	-	53, 154. 68	53, 154. 68
	3, 752, 691. 68	411, 046. 38	4, 163, 738. 06
“ - ”			
1.	4, 157, 900. 79	455, 886. 57	4, 613, 787. 36
2.	“ - ”	-405, 209. 11	-44, 840. 19
			-450, 049. 30

	-	-	-
“ - ”			
	10,201,667.31	1,180,733.09	11,382,400.40

2019 5 14 2019 6 30

2019

5 14

6.1 6.4



**6.4**

**6.4.1**

( “ ” )

( “ ” )

( “ ” ) [2015]2617 [2016]1344

A C

1,073,054,293.32 ( )

1600546 2016 7 21

2019 3 11 0:00 2019 4 4 17:00

2019 4 8

2019 4 10 2019 5 13  
2019 5 14

80% 80%  
5%  
× 20% × 80%+

**6.4.2**

( “ ” )

**6.4.3**

) 2019 6 30 2019 6 30 2019 5 14 (

**6.4.4****6.4.4.1**

2019 5 14 ( 1 1 12 31 ) 2019 6 30

**6.4.4.2****6.4.4.3**

1)

2)

**6.4.4.4**

)

(

#### **6.4.4.5**

1)

(

)

2)

3)

4)

#### **6.4.4.6**

#### **6.4.4.7**

**6.4.4.8**

( )

( )

**6.4.4.9** / ( )

-

-

( )

-

**6.4.4.10**

0.35%

0.05%

A

C

C

0.40%

**6.4.4.11**

1)

3

2)

A

C

3)

4)

5)

**6.4.4.12**

**6.4.4.13**

< 2015 1  
> ( [2014]24 )  
( )

**6.4.5**

**6.4.5.1**

**6.4.5.2**

**6.4.5.3**

**6.4.6**

- [2008]1
- [2016]36
- [2016]140
- [2017]56
- [2017]90
  
- 1) ( )  
2018 1 1  
3%
- 2)
- 3) 20%

**6.4.7**

	9,489,599.61	9,522,085.00	32,485.39
	2,052,793.20	2,052,000.00	-793.20
	11,542,392.81	11,574,085.00	31,692.19
	-	-	-
	-	-	-
	-	-	-
	11,542,392.81	11,574,085.00	31,692.19

**6.4.7.3** /

**6.4.7.4**

**6.4.7.4.1**

**6.4.7.4.2**

**6.4.7.5**

	2019 6 30
	514.82
	-
	-
	80.60
	199,720.57
	-
	-
	140.00
	-
	8.10
	200,464.09

**6.4.7.6**

**6.4.7.7**

	2019 6 30
	-
	1,895.00

	1,895.00
--	----------

**6.4.7.8**

	2019 6 30
	-
	-
	9,000.00
	9,916.99
	18,916.99

**6.4.7.9**

A		
	2019 5 14 ( )	2019 6 30
	4,128,623.59	4,128,623.59
	-	-
	-	-
	-	-
	-	-
	51,323.70	51,323.70
( "-" )	-112,603.13	-112,603.13
	4,067,344.16	4,067,344.16

C		
	2019 5 14 ( )	2019 6 30
	2,320,352.04	2,320,352.04
	-	-
	-	-
	-	-
	-	-
	4,106,577.09	4,106,577.09
( "-" )	-292,605.98	-292,605.98
	6,134,323.15	6,134,323.15

( )

( )

**6.4.7.10**

A			
	293,619.03	178,027.67	471,646.70
	15,378.61	13,383.07	28,761.68
	-4,415.08	-2,458.00	-6,873.08
	3,799.06	2,279.17	6,078.23
	-8,214.14	-4,737.17	-12,951.31
	-	-	-
	304,582.56	188,952.74	493,535.30

C			
	144,924.79	99,960.54	244,885.33
	9,244.21	15,148.79	24,393.00
	248,468.66	169,450.80	417,919.46
	267,519.41	182,288.93	449,808.34

	30
---	-3,634.26
---	-
---	-
	-3,634.26

**6.4.7.13.2**                    ---

	2019 5 14 (                    ) 2019 6 30
	8,481,826.65
	8,344,238.06
	141,222.85
	-3,634.26

**6.4.7.13.3**                    ---

**6.4.7.13.4**                    ---

**6.4.7.13.5**

**6.4.7.14**

**6.4.7.14.1**

**6.4.7.15**

**6.4.7.15.1**                    ---

**6.4.7.15.2**                    ---

**6.4.7.16**

**6.4.7.17**

	2019 5 14 ( ) 2019 6 30
1.	28,531.86
---	-
---	28,531.86
---	-
---	-
---	-
2.	-

I ---

-

	2019 5 14 ( ) 2019 6 30
	2,629.92
	-
	20.00
	4,747.30
	7,397.22

**6.4.8****6.4.8.1****6.4.8.2****6.4.9****6.4.9.1****6.4.9.2**

( “ ” )	
( “ ” )	

**6.4.10****6.4.10.1****6.4.10.1.1****6.4.10.1.2**

	2019 5 14 ( ) 2019 6 30
--	-------------------------

	11,788,904.49	100.00%

2019 5 14

**6.4.10.1.3**

	2019 5 14 ( ) 2019 6 30	
	62,300,000.00	100.00%

2019 5 14

**6.4.10.1.4****6.4.10.1.5****6.4.10.2****6.4.10.2.1**

	2019 5 14 ( ) 2019 6 30	
--	-------------------------	--

1,992.74

	2019 5 ( ) 2019 6	
		499378

1 2019 5 14

2  $\times 0.05\%$

=  $\times 0.05\%$

**6.4.10.2.3**

	2019 5 14 ( ) 2019 6 30		
	A	C	
	-	82.71	82.71
-	0.96	0.96	
-	83.67	83.67	

1 2019 5 14

2 A C

$\times 0.40\%$

C = C  $\times 0.40\%$

**6.4.10.3**

( )

( )

**6.4.10.4****6.4.10.4.1****6.4.10.4.2****6.4.10.5****6.4.10.6**

**6.4.10.7****6.4.11****6.4.12** 2019 6 30**6.4.12.1** /

/

**6.4.12.2****6.4.12.3****6.4.12.3.1****6.4.12.3.2**

2019 6 30

2,700,000.00

2,600,000.00

2019 7 1

100,000.00

2019 7 9

/

**6.4.13****6.4.13.1**

“ ”

**6.4.13.2**

10%

10%

**6.4.13.2.1**

	2019 6 30
A-1	0.0
A-1	0.00
	649,480.00
	649,480.00

**6.4.13.2.2**

**6.4.13.2.3****6.4.13.2.4**

	2019 6 30
AAA	0.00
AAA	0.00
	10,924,605.00
	10,924,605.00

**6.4.13.2.5****6.4.13.2.6****6.4.13.3****6.4.13.3.1**

**6.4.13.4****6.4.13.4.1****6.4.13.4.1.1**

2019	6	30	6	6	-1	1-5	5		
			1,041,623.69		-	-	-	-	1,041,623.69
			179,386.16		-	-	-	-	179,386.16
			17,945.54		-	-	-	-	17,945.54
			-649,480.00	7,537,975.00	3,386,630.00			-	11,574,085.00
			-	-	-	-	-	103,946.70	103,946.70
			-	-	-	-	-	200,464.09	200,464.09
			-	-	-	-	-	-2,006,351.88	2,006,351.88
			-	-	-	-	-	-	-
			1,238,955.39	649,480.00	7,537,975.00	3,386,630.00	2,310,762.67		15,123,803.06
			2,700,000.00		-	-	-	-	2,700,000.00
			-	-	-	-	-	-1,016,868.80	1,016,868.80
			-	-	-	-	-	2,262.81	2,262.81
			-	-	-	-	-	323.24	323.24
			-	-	-	-	-	1,099.77	1,099.77
			-	-	-	-	-	1,895.00	1,895.00
			-	-	-	-	-	36.05	36.05
			-	-	-	-	-	18,916.99	18,916.99

---

	2,700,000.00	-	-	-	1,041,402.66	3,741,402.66
	-1,461,044.61	649,480.00	7,537,975.00	3,386,630.00	1,269,360.01	11,382,400.40

-(†óNp i ýŸα4δJix—@0C°84ÔÇÐ&é

	-	-
	-	-
	11, 574, 085. 00	101. 68

**6.4.13.4.3.2****6.4.14**

(1)

(a)

(b)

(i)

2019 6 30

11, 574, 085. 00

(ii)

( )

(iii)

(2)

## § 6

## 6.1

2019 5 13

		2019 5 13	2018 12 31
	6.4.6.1	112,346.81	335,308.30
		708,716.51	1,716,856.23
		20,161.39	19,435.10
	6.4.6.2	7,444,620.00	51,588,460.70
		-	-
		-	-
		7,444,620.00	51,588,460.70
		-	-
		-	-
	6.4.6.3	-	-
	6.4.6.4	-	-
		-	3,171,243.86
	6.4.6.5	96,748.67	1,143,458.25
		-	-
		-	-
		-	-
	6.4.6.6	-	-
		8,382,593.38	57,974,762.44
		2019 5 13	2018 12 31
		-	-
		-	-
	6.4.6.3	-	-
		1,200,000.00	26,200,000.00
		519.16	-
		-	-
		2,006.88	18,715.58
		573.39	5,347.32
		478.44	8,988.56
	6.4.6.7	1,422.50	4,735.88
		545.58	4,589.34
		-	-5,751.22

		-	-
		-	-
	6.4.6.8	11,539.77	129,000.00
		1,217,085.72	26,365,625.46
	6.4.6.9	6,448,975.63	29,132,800.20
	6.4.6.10	716,532.03	2,476,336.78
		7,165,507.66	31,609,136.98
		8,382,593.38	57,974,762.44

2019 5 13

A

1.1142

C 1.1055

6,448,975.63

A 4,128,623.59

C 2,320,352.04

**6.2**

2019 1 1 2019 5 13

		2019 1 1 5 13	2019	2018 1 1 2018 6 30
			827,404.09	1,925,410.74
1.			448,969.83	1,504,550.70
	6.4.6.11		20,846.09	18,114.73
			417,907.03	1,486,435.97
			-	-
			10,216.71	-
			-	-
2.	" - "		656,914.81	-411,254.48
	6.4.6.12		-	-
			-	-

		285, 111. 20	719, 749. 81
1	6.4.9.2.1	72, 456. 35	150, 911. 93
2	6.4.9.2.2	20, 701. 81	43, 117. 65
3	6.4.9.2.3	34, 069. 09	46, 598. 39
4	6.4.6.19	5, 556. 91	2, 831. 47
5		130, 593. 11	368, 981. 98
		130, 593. 11	368, 981. 98
6		594. 16	4, 405. 83
7	6.4.6.20	21, 139. 77	102, 902. 56
	“ - ”	542, 292. 89	1, 205, 660. 93
		-	-
	“ - ”	542, 292. 89	1, 205, 660. 93

### 6.3

)" < - l • # C 1 ¶ v @ n € n € ( 3 g d Q n € f 1 ¶ v @ n € n € ; g d Q Â è 1 x C g d è è 8 4 ; g d ( è A - D 1 ¶ v @ n € n € # ¶

	42, 140, 445. 43	670, 608. 15	42, 811, 053. 58
	-	1, 205, 660. 93	1, 205, 660. 93
“ - ”	-	-	-
1.	-	-	-
2.	-	-	-
“ - ”	-	-	-
	42, 140, 445. 43	1, 876, 269. 08	44, 016, 714. 51

6.1 6.4



**6.4**

**6.4.1**

( “ ” )

( “ ” )

( “ ” ) [2015]2617 [2016]1344

A C

1, 073, 054, 293. 32 ( )

1600546 2016 7 21

2019 4 8

20

2019 4 10      2019 5 13  
(2019 5 14 )

2019

5 14

( )

80%

( )

5%

( )+4%

### 6.4.2

( “ ” )

### 6.4.3

2019 5 13 ( )

2019 1 1 2019 5 13 ( )

**6.4.4****6.4.4.1****6.4.4.2****6.4.5**

[2008]1

[2016]36

[2016]140

[2017]56

[2017]90

1) ( )

2018 1 1

3%

2)

3)

20%

**6.4.6****6.4.6.1**

	2019 5 13
	112, 346. 81
	-

1	-
1-3	-
3	-
	-
	112, 346. 81

**6.4.6.2**

		2019 5 13		
		-	-	-
	-	-	-	-
		2, 309, 476. 67	2, 310, 120. 00	643. 33
		5, 131, 983. 00	5, 134, 500. 00	2, 517. 00
		7, 441, 459. 67	7, 444, 620. 00	3, 160. 33
		-	-	-
		-	-	-
		-	-	-
		7, 441, 459. 67	7, 444, 620. 00	3, 160. 33

**6.4.6.3** /**6.4.6.4****6.4.6.4.1****6.4.6.4.2****6.4.6.5**

		2019 5 13	
			5, 270. 56
			-
			-
			3, 168. 35
			88, 265. 52
			-

	-
	-
	-
	44. 24
	96, 748. 67

**6.4.6.6****6.4.6.7**

	2019 5 13
	-
	1, 422. 50
	1, 422. 50

**6.4.6.8**

	2019 5 13
	-
	-
	7, 287. 07
	4, 252. 70
	11, 539. 77

**6.4.6.9**

A	
	2019 1 1      2019 5 13
	4, 622, 495. 91      4, 622, 495. 91
	-      -
( "-" )	-493, 872. 32      -493, 872. 32
- /	-      -
/	-      -
	-      -
( "-" )	-      -
	4, 128, 623. 59      4, 128, 623. 59

C		
	2019 1 1	2019 5 13
	24,510,304.29	24,510,304.29
	-	-
( "-" )	-22,189,952.25	-22,189,952.25
- /	-	-
/	-	-
	-	-
( "-" )	-	-
	2,320,352.04	2,320,352.04

( )

( )

**6.4.6.10**

A			

	9, 526. 91
	-
	-
	11, 199. 86
	119. 32
	20, 846. 09

**6.4.6.12****6.4.6.12.1**      —**6.4.6.13****6.4.6.13.1**

	2019 1 1	2019 5 13
---		670, 614. 81
---		-
---		-
		670, 614. 81

**6.4.6.13.2**      —

	2019 1 1	2019 5 13
		123, 943, 392. 20
		120, 787, 334. 89
		2, 485, 442. 50
		670, 614. 81

**6.4.6.13.3**      —**6.4.6.13.4**      —

**6.4.6.13.5****6.4.6.14****6.4.6.14.1****6.4.6.15****6.4.6.15.1**      ———**6.4.6.15.2**      ———

	2019	1	1	2019	5	13
						-13,700.00
-						-

**6.4.6.16****6.4.6.17**

	2019	1	1	2019	5	13
1.						-278,480.68
———						-
———						-278,480.68
———						-
———						-
———						-
2.						-
———						-
3.						-
						-
						-278,480.68

**6.4.6.18**

--	--

	2019	1	1	2019	5	13
						0.13
						0.13
	7					25%

**6.4.6.19**

	2019	1	1	2019	5	13
						304.13
						5,210.00
						-
						-
						-
						42.78
						5,556.91

**6.4.6.20**

	2019	1	1	2019	5	13
						7,287.07
						-
						13,252.70
						600.00
						21,139.77

**6.4.7****6.4.7.1****6.4.7.2**

**6.4.8****6.4.8.1****6.4.8.2**

( “ ” )	
( “ ” )	

**6.4.9****6.4.9.1****6.4.9.1.1****6.4.9.1.2**

	2019 1 1		2019 5 13		2018 1 1		2018 6 30	
		92,074,360.44		100.00%		64,035,570.06		100.00%

**6.4.9.1.3**

	2019 1 1		2019 5 13		2018 1 1		2018 6 30	
		911,300,000.00		100.00%		1,029,850,000.00		100.00%

**6.4.9.1.4**

**6.4.9.1.5****6.4.9.2****6.4.9.2.1**

	2019 1 1 13	2019 5	2018 1 1	2018 6 30
		72,456.35		150,911.93
1		7,716.78		74,668.99

× 0.70%

=

× 0.70%÷

**6.4.9.2.2**

	2019 1 1 13	2019 5	2018 1 1	2018 6 30
		20,701.81		43,117.65

× 0.20%

=

× 0.20%÷

**6.4.9.2.3**

	2019 1 1			2019 5 13		
	A	C				
	-	29,160.89				29,160.89
	-	2.66				2.66
	-	29,163.55				29,163.55

	2018 1 1 2018 6 30		
	A	C	
	-	723.99	723.99
	-	3.62	3.62
	-	727.61	727.61

$$C = \frac{A}{1 + 0.40\%} = A \times 0.40\%$$

**6.4.9.3**

( )

( )

**6.4.9.4****6.4.9.4.1****6.4.9.4.2****6.4.9.5****6.4.9.6****6.4.9.7**

**6.4.10****6.4.11**        2019    5    13**6.4.11.1**        /

/

**6.4.11.2****6.4.11.3****6.4.11.3.1****6.4.11.3.2**

2019    5    13

1,200,000.00        2019    5    14

/

**6.4.12****6.4.12.1**

“ ”

**6.4.12.2**

10%

10%

**6.4.12.2.1**

	2019 5 13	2018 12 31
A-1	0.0	0.00
A-1	0.00	0.00
	698,880.00	0.00
	698,880.00	0.00

**6.4.12.2.2****6.4.12.2.3****6.4.12.2.4**


	2019 5 13	2018 12 31
AAA	0.00	27,448,160.70
AAA	0.00	4,613,700.00
	6,745,740.00	19,526,600.00
	6,745,740.00	51,588,460.70

**6.4.12.2.5****6.4.12.2.6****6.4.12.3****6.4.12.3.1****6.4.12.4**

**6.4.12.4.1****6.4.12.4.1.1**

2019	5	13	6	6	-1	1-5	5		
			112,346.81		-	-	-	-	112,346.81
			708,716.51		-	-	-	-	708,716.51
			20,161.39		-	-	-	-	20,161.39
			-	698,880.00		6,745,740.00	-	-	7,444,620.00
			-	-	-	-	-	96,748.67	96,748.67
			841,224.71	698,880.00		6,745,740.00	-	96,748.67	8,382,593.38
			1,200,000.00		-	-	-	-	1,200,000.00
			-	-	-	-	-	519.16	519.16
			-	-	-	-	-	2,006.88	2,006.88
			-	-	-	-	-	573.39	573.39
			-	-	-	-	-	478.44	478.44
			-	-	-	-	-	1,422.50	1,422.50
			-	-	-	-	-	545.58	545.58
			-	-	-	-	-	11,539.77	11,539.77
			1,200,000.00		-	-	-	17,085.72	1,217,085.72
			-358,775.29	698,880.00		6,745,740.00	-	79,662.95	7,165,507.66
2018	12	31	6	6	-1	1-5	5		
			335,308.30		-	-	-	-	335,308.30
			1,716,856.23		-	-	-	-	1,716,856.23
			19,435.10		-	-	-	-	19,435.10
			3,009,900.00	2,988,600.00		37,309,250.70	8,280,710.00	-	51,588,460.70
			-	-	-	-	-	-3,171,243.86	3,171,243.86
			-	-	-	-	-	-1,143,458.25	1,143,458.25
			-	-	-	-	-	-	-
			5,081,499.63	2,988,600.00		37,309,250.70	8,280,710.00	4,314,702.11	57,974,762.44

--	--	--	--	--	--	--



**6.4.12.4.3.1**

	2019 5 13		2018 12 31	
		%		%
-	-	-	-	-
	-	-	-	-
	7,444,620.00	103.90	51,588,460.70	163.21
	-	-	-	-
	-	-	-	-
	-	-	-	-
	7,444,620.00	103.90	51,588,460.70	163.21

**6.4.12.4.3.2****6.4.13**

(1)

(a)

(b)

(i)

2019 5 13

7,444,620.00

(ii)

( )

(iii)

(2)

**§ 7****7.1**

			%
1		-	-
		-	-
2		-	-
3		11, 574, 085. 00	76. 53
		11, 574, 085. 00	76. 53

**7.4.3****7.5**

			%
1		2,954,810.00	25.96
2		-	-
3		8,619,275.00	75.72
		8,619,275.00	75.72
4		-	-
5		-	-
6		-	-
7		-	-
8		-	-
9		-	-
10		11,574,085.00	101.68

**7.6**

					%
1	018006	1702	29,950	3,057,895.00	26.87
2	108604	1805	24,000	2,428,080.00	21.33
3	180203	18 03	20,000	2,052,000.00	18.03
4	019536	16 08	12,600	1,196,244.00	10.51
5	019547	16 19	12,100	1,109,086.00	9.74

**7.7****7.8****7.9**

**7.10**

**7.10.1**

**7.10.2**

**7.10.3**

**7.11**

**7.11.1**

**7.11.2**

**7.11.3**

--	--	--

## **7.11.6**

## § 7

### 7.1

			%
1		-	-
		-	-
2		-	-
3		7,444,620.00	88.81
		7,444,620.00	88.81
		-	-
4		-	-
5		-	-
6		-	-
		-	-
7		821,063.32	9.79
8		116,910.06	1.39
9		8,382,593.38	100.00

### 7.2

#### 7.2.1

#### 7.2.2

### 7.3

### 7.4

**7.4.1** **2%** **20**

**7.4.2** **2%** **20**

**7.4.3****7.5**

1		698,880.00	9.75
2		-	-
3		6,745,740.00	94.14
		6,745,740.00	94.14
4		-	-
5		-	-
6		-	-
7		-	-
8		-	-
9		-	-
10		7,444,620.00	103.90

**7.6**

1	180203	18 03	50,000	5,134,500.00	71.66
2	018007	1801	15,000	1,509,450.00	21.07
3	019611	19 01	7,000	698,880.00	9.75
4	018006	1702	1,000	101,790.00	1.42

**7.7****7.8****7.9**

**7.10****7.10.1****7.10.2**

		/			
-	-	-	-	-	
					-
					-13,700.00
					-

**7.10.3**

IRR

**7.11****7.11.1****7.11.2****7.11.3**

1		20,161.39

2		-
3		-
4		96,748.67
5		-
6		-
7		-
8		-
9		116,910.06

**7.11.4**

**7.12.5**

**7.11.5**

## § 8

### 8.1

	( )					
A	81	50,214.13	0.00	0.00%	4,067,344.16	100.00%
C	157	39,072.12	2,710.73	0.04%	6,131,612.42	99.96%
	238	42,864.15	2,710.73	0.03%	10,198,956.58	99.97%

### 8.2

	A	0.00	0.00%
	C	0.00	0.00%
		0.00	0.00%

### 8.3

	A	0
	C	0
		0
	A	0
	C	0
		0

## § 8

### 8.1

	( )					
A	68	60,715.05	0.00	0.00%	4,128,623.59	100.00%
C	134	17,316.06	0.00	0.00%	2,320,352.04	100.00%
	202	31,925.62	0.00	0.00%	6,448,975.63	100.00%

### 8.2

	A	0.00	0.00%
	C	0.00	0.00%
		0.00	0.00%

### 8.3

	A	0
	C	0
		0
	A	0
	C	0
		0

## § 9

	A	C
	4, 128, 623. 59	2, 320, 352. 04
	51, 323. 70	4, 106, 577. 09
:	112, 603. 13	292, 605. 98
"_"	-	-
	4, 067, 344. 16	6, 134, 323. 15

2019 5 14

2019 5 14

2019 6 30

## § 9

	A	C
	426,943,908.78	646,110,384.54
	4,622,495.91	24,510,304.29
	-	-
:	493,872.32	22,189,952.25
	-	-
"_"		
	4,128,623.59	2,320,352.04

“ ” 2019 5 13 2019 1 1 2019 5 13

**§ 10**

**10.1**

2019 3 11 0:00      2019 4 4 17 00

16,481,304.93

56.57%

100%

2019 4 8

2019 4 9

**10.2**

**10.2.1**

2019 3 2

**10.2.2**

**10.3**

**10.4**

2019 5 14

**10.5**

**10.6**

**10.7**

**10.7.1**




**nổi**

**10.7**

**10.7.1**

	1	-	-	-	-	-
	2	-	-	-	-	-

**10.7.2**

	-	-	-	-	-	-
	92,074,360.44	100.00%	911,300,000.00	100.00%	-	-

1

2

1998 29

2007 48

1

1

2

3

4

2

**10.8**

1			2019 4 9
2			2019 4 9
3			2019 4 9
4			2019 5 16
5			2019 6 26
6			2019 6 27

**10.8**

1	2018 12 31		2019 1 1
2	( )		2019 1 10
3	2018 4		2019 1 19
4			2019 3 1
5			2019 3 2
6			2019 3 5
7			2019 3 6
8	2019 1		2019 3 6

9			2019 3 7
10			2019 3 28
11	2018		2019 3 29
12			2019 4 8
13			2019 4 9
14			2019 4 9
15			2019 4 15
16	2019 1		2019 4 22
17			2019 4 26
18			2019 5 7
19			2019 5 14

## § 11

### 11.1

### 20%

		20%					
	1	2019 1 1 2019 4 28	14, 563, 758. 39	0. 00	14, 563, 758. 39	0. 00	0. 00%
	-	-	-	-	-	-	-
1  2  3							

### 11.2

## § 12

### 12.1

- 1
- 2
- 3
- 4
- 5
- 6
- 7
- 8
- 9

### 12.2

### 12.3

<http://www.cxfund.com.cn>

2019 8 27