

1

2


3

3.1

1			


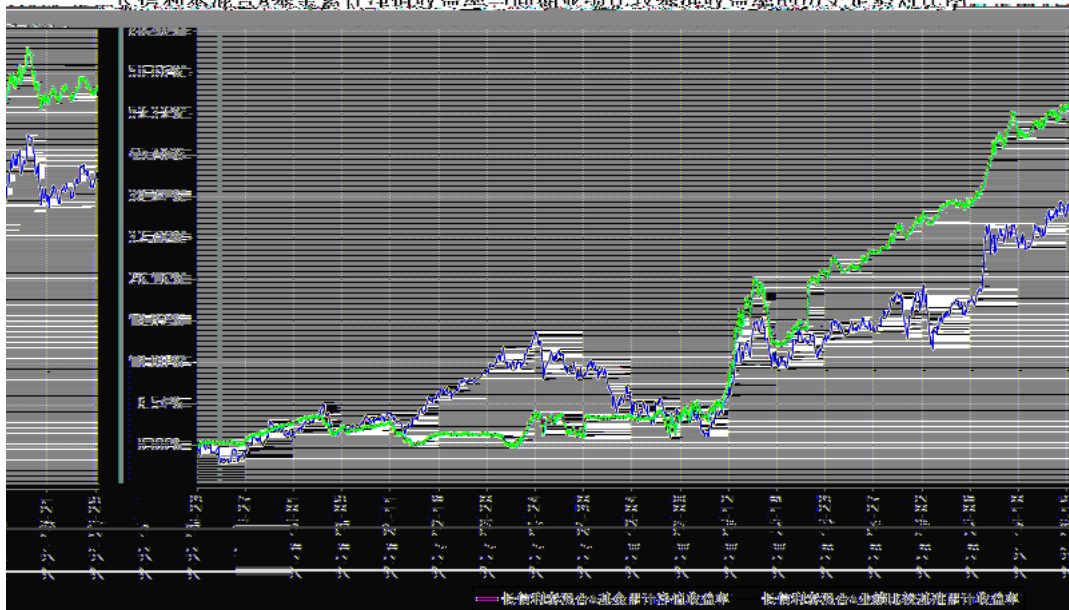
3.2

3.2.1

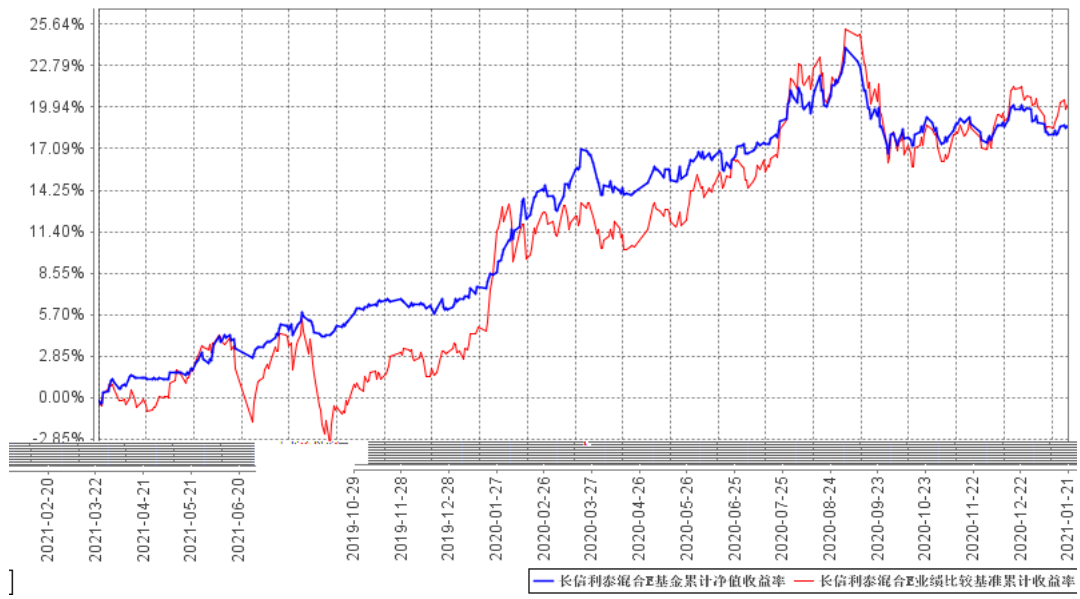


3.2.2

长信利泰混合A基金累计净值收益率与同期业绩比较基准收益率的历史走势对比图



长信利泰混合E基金累计净值收益率与同期业绩比较基准收益率的历史走势对比图



4

4.1

4.2

4.3

4.3.1

4.3.2

4.4

4.5

4.6

5

5.1

5.3

5.3.1

5.3.2

5.4

5.5

5.6**5.7****5.8****5.9****5.9.1****5.9.2****5.10****5.10.1****5.10.2****5.10.3**

5.11

5.11.1

5.11.2**5.11.3**

5.11.4

5.11.5

5.11.6

6

7

7.1

7.2

8

8.1

20%

8.2

9

9.1

9.2

9.3