

1.1

1.2

| | | |
|-----------|-------|-----------|
| | | 2 |
| 1.1 | | 2 |
| 1.2 | | 3 |
| §2 | | 5 |
| 2.1 | | 5 |
| 2.2 | | 5 |
| 2.3 | | 5 |
| 2.4 | | 6 |
| 2.5 | | 6 |
| | | 7 |
| 3.1 | | 7 |
| 3.2 | | 8 |
| 3.3 | | 11 |
| §4 | | 12 |
| 4.1 | | 12 |
| 4.2 | | 14 |
| 4.3 | | 14 |
| 4.4 | | 15 |
| 4.5 | | 16 |
| 4.6 | | 16 |
| 4.7 | | 16 |
| 4.8 | | 17 |
| 4.9 | | 17 |
| §5 | | 18 |
| 5.1 | | 18 |
| 5.2 | | 18 |
| 5.3 | | 18 |
| §6 | | 19 |
| 6.1 | | 19 |
| 6.2 | | 19 |
| §7 | | 21 |
| 7.1 | | 21 |
| 7.2 | | 22 |
| 7.3 | | 23 |
| 7.4 | | 24 |
| §8 | | 54 |
| 8.1 | | 54 |
| 8.2 | | 54 |
| 8.3 | | 55 |
| 8.4 | | 56 |
| 8.5 | | 58 |
| 8.6 | | 58 |
| 8.7 | | 58 |

| | | |
|------------|-----------|-----------|
| 8.8 | | 59 |
| 8.9 | | 59 |
| 8.10 | | 59 |
| 8.11 | | 59 |
| 8.12 | | 59 |
| | | 61 |
| 9.1 | | 61 |
| 9.2 | | 61 |
| 9.3 | | 61 |
| | | 62 |
| | | 63 |
| 11.1 | | 63 |
| 11.2 | | 63 |
| 11.3 | | 63 |
| 11.4 | | 63 |
| 11.5 | | 63 |
| 11.6 | | 63 |
| 11.7 | | 63 |
| 11.8 | | 66 |
| §12 | | 71 |
| 12.1 | 20% | 71 |
| 12.2 | | 72 |
| §13 | | 73 |
| 13.1 | | 73 |
| 13.2 | | 73 |
| 13.3 | | 73 |

| | | |
|--|--|--|
| | | |
|--|--|--|

2.4

| | |
|--|--|
| | |
| | |
| | |

2.5

3.1

| | | | | | | |
|-----------|--|--|--|--|--|--|
| 3.1. 1 | | | | | | |
| | | | | | | |
| | | | | | | |
| | | | | | | |
| | | | | | | |
| | | | | | | |

| | | | | | | |
|-----------|--|--|--|--|--|--|
| | | | | | | |
| | | | | | | |
| 3.1. 2 | | | | | | |
| | | | | | | |
| | | | | | | |

| | | | | | | |
|-----------|--|--|--|--|--|--|
| | | | | | | |
| | | | | | | |
| 3.1. 3 | | | | | | |
| | | | | | | |

3.2

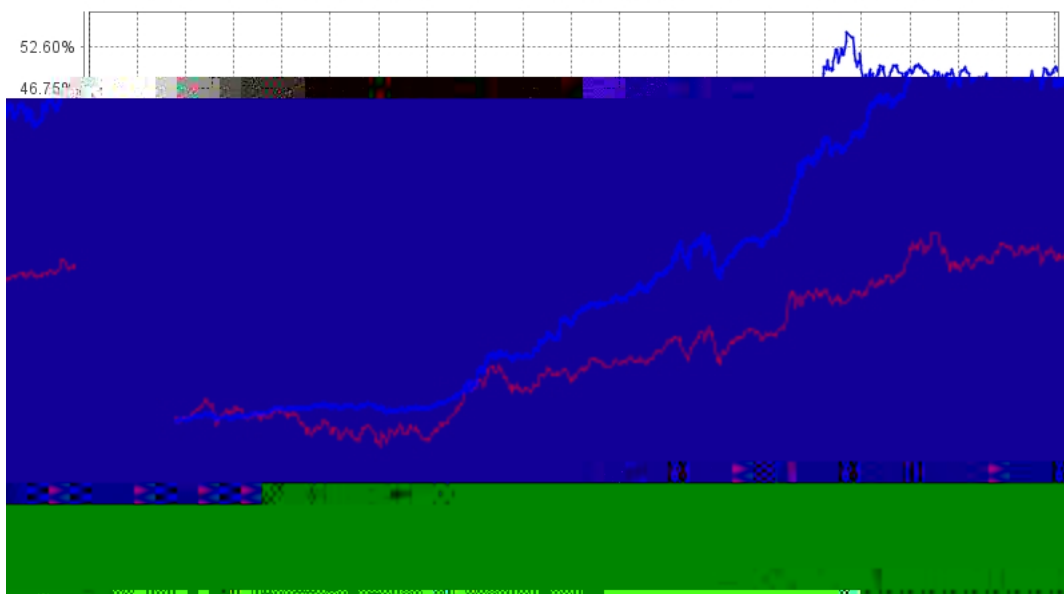
3.2.1

| | | | | | | |
|--|--|--|--|--|--|--|
| | | | | | | |
| | | | | | | |
| | | | | | | |
| | | | | | | |
| | | | | | | |
| | | | | | | |

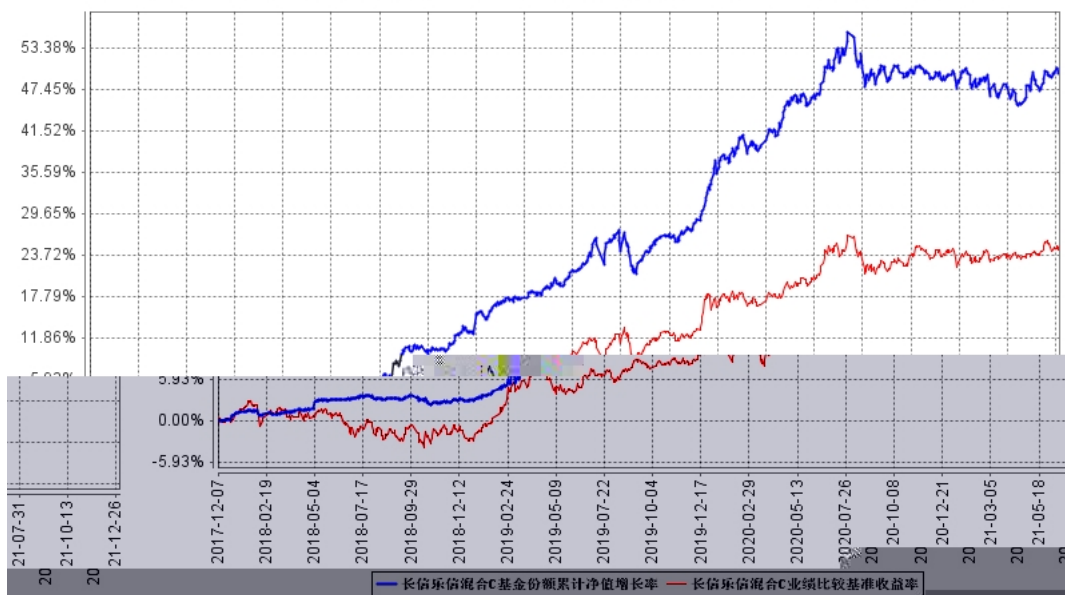
| | | | | | | |
|--|--|--|--|--|--|--|
| | | | | | | |
| | | | | | | |
| | | | | | | |
| | | | | | | |
| | | | | | | |
| | | | | | | |

3.2.2


长信乐信混合A基金份额累计净值增长率与同期业绩比较基准收益率的历史走势对比图




长信乐信混合C基金份额累计净值增长率与同期业绩比较基准收益率的历史走势对比图



3.2.3





3.3

§4

4.1

4.1.1

4.1.2

| | | | | | |
|--|--|--|--|--|--|
| | | | | | |
|--|--|--|--|--|--|

4.2

4.3

4.3.1

4.3.2

4.3.3

4.4

4.4.1

4.4.2

4.5

4.6

4.7

4.8

4.9

§5

5.1

5.2

5.3

§7

7.1

| | 7.4.7.1 | | |
|--|---------|--|--|
| | | | |
| | | | |
| | 7.4.7.2 | | |
| | | | |
| | | | |
| | | | |
| | 7.4.7.3 | | |
| | 7.4.7.4 | | |
| | | | |
| | 7.4.7.5 | | |
| | | | |
| | | | |
| | | | |
| | 7.4.7.6 | | |
| | | | |
| | | | |
| | | | |
| | | | |
| | | | |
| | 7.4.7.3 | | |
| | | | |
| | | | |
| | | | |
| | | | |
| | | | |
| | 7.4.7.7 | | |
| | | | |
| | | | |

| | | | |
|--|----------|--|--|
| | | | |
| | | | |
| | 7.4.7.8 | | |
| | | | |
| | | | |
| | 7.4.7.9 | | |
| | 7.4.7.10 | | |
| | | | |
| | | | |

7.2

| 1. | | | |
|----|------------|--|--|
| | 7.4.7.11 | | |
| | | | |
| | | | |
| | | | |
| | | | |
| 2. | - | | |
| | 7.4.7.12 | | |
| | | | |
| | 7.4.7.13 | | |
| | 7.4.7.13.5 | | |
| | 7.4.7.14 | | |
| | 7.4.7.15 | | |
| | 7.4.7.16 | | |
| 3. | 7.4.7.17 | | |
| - | | | |
| 4. | - | | |

| | | | | |
|----|---|------------|--|--|
| 5. | - | 7.4.7.18 | | |
| | | | | |
| 1 | | 7.4.10.2.1 | | |
| 2 | | 7.4.10.2.2 | | |
| 3 | | 7.4.10.2.3 | | |
| 4 | | 7.4.7.19 | | |
| 5 | | | | |
| | | | | |
| 6 | | | | |
| 7 | | 7.4.7.20 | | |
| | | | | |
| | | | | |
| | | | | |

7.3

7.4.2

7.4.3

7.4.4

7.4.4.1

7.4.4.2

7.4.4.3

7.4.4.4

7.4.4.5

7.4.4.6

7.4.4.7

7.4.4.8

7.4.4.9 / ()

7.4.4.10

7.4.4.11

7.4.4.12

7.4.4.13

7.4.4.14

7.4.5

7.4.5.1

7.4.5.2

7.4.5.3

7.4.6

7.4.7**7.4.7.1**

7.4.7.2

7.4.7.10

7.4.7.11

7.4.7.12**7.4.7.12.1**

7.4.7.13**7.4.7.13.1**

| | | |
|--|--|--|
| | | |
| | | |
| | | |

7.4.7.13.2

| | | |
|--|--|--|
| | | |
| | | |
| | | |
| | | |
| | | |

7.4.7.13.3**7.4.7.13.4****7.4.7.13.5****7.4.7.14****7.4.7.14.1****7.4.7.15****7.4.7.15.1****7.4.7.15.2**

| | | |
|--|--|--|
| | | |
| | | |
| | | |

7.4.7.19

7.4.7.20

7.4.8**7.4.8.1****7.4.8.2****7.4.9**

| | |
|--|--|
| | |
| | |
| | |
| | |
| | |
| | |
| | |
| | |

7.4.10**7.4.10.1****7.4.10.1.1**

| | | | |
|--|--|--|--|
| | | | |
| | | | |
| | | | |
| | | | |

7.4.10.1.2

| | | | |
|--|--|--|--|
| | | | |
| | | | |
| | | | |
| | | | |

7.4.10.1.3

| | | | |
|--|--|--|--|
| | | | |
| | | | |
| | | | |
| | | | |

| | | | | |
|--|--|--|--|--|
| | | | | |
|--|--|--|--|--|

7.4.10.1.4**7.4.10.1.5**

| | | | | |
|--|--|--|--|--|
| | | | | |
| | | | | |
| | | | | |
| | | | | |
| | | | | |
| | | | | |

7.4.10.2**7.4.10.2.1**

| | | |
|--|--|--|
| | | |
| | | |
| | | |

7.4.10.2.2

| | | |
|--|--|--|
| | | |
| | | |

7.4.10.2.3

| | | | |
|--|--|--|--|
| | | | |
| | | | |
| | | | |
| | | | |
| | | | |
| | | | |
| | | | |
| | | | |
| | | | |
| | | | |

7.4.10.3

()

7.4.10.4**7.4.10.4.1**

7.4.10.4.2**7.4.10.5****7.4.10.5.1****7.4.10.5.2****7.4.10.6**

| | | | | |
|--|--|--|--|--|
| | | | | |
| | | | | |
| | | | | |

7.4.10.7**7.4.10.8****7.4.11**

| | | | | | | | | | | |
|--|--|--|--|--|--|--|--|--|--|--|
| | | | | | | | | | | |
| | | | | | | | | | | |

7.4.12.2

7.4.12.3

7.4.12.3.1

7.4.12.3.2

7.4.12.4

7.4.13

7.4.13.1

7.4.13.2**7.4.13.2.1**

7.4.13.2.2**7.4.13.2.3**

| A-1 | | |
|-----|--|--|
| A-1 | | |
| | | |
| | | |

A

7.4.13.2.4

7.4.13.2.5**7.4.13.2.6****7.4.13.3****7.4.13.3.1**

7.4.13.4.2**7.4.13.4.3****7.4.13.4.3.1**

7.4.13.4.3.2

7.4.14

| | | | | |
|--|--|--|--|--|
| | | | | |
| | | | | |

8.4.3

| | |
|--|--|
| | |
| | |

8.5

| 1 | | | |
|---|--|--|--|
| 2 | | | |
| 3 | | | |
| | | | |
| 4 | | | |
| 5 | | | |
| 6 | | | |
| 7 | | | |
| | | | |
| | | | |
| | | | |

8.6

8.7

8.8

8.9

8.10

8.10.1

8.10.2

8.11

8.11.1

8.11.2

8.11.3

8.12

8.12.1

8.12.2

8.12.3



| | | |
|---|--|--|
| 1 | | |
| 2 | | |
| 3 | | |
| 4 | | |
| 5 | | |
| 6 | | |
| 7 | | |
| 8 | | |
| 9 | | |

8.12.4**8.12.5**

| | | | | | |
|--|--|--|--|--|--|
| | | | | | |
| | | | | | |

8.12.6

9.1

9.2

9.3

| | | |
|-------|--|--|
| | | |
| 年 月 日 | | |
| | | |
| | | |
| : | | |
| "_" | | |
| | | |

11.1

11.2

11.2.1

11.2.2

11.3

11.4

11.5

11.6

11.7

11.7.1

| | | | | |
|--|--|--|--|--|
| | | | | |
|--|--|--|--|--|

| | | | |
|--|--|--|--|
| | | | |
| | | | |
| | | | |
| | | | |
| | | | |

§12

12.1

20%

| | | | | | | | |
|--|--|--|--|--|--|--|--|
| | | | | | | | |
| | | | | | | | |
| | | | | | | | |
| | | | | | | | |
| | | | | | | | |
| | | | | | | | |
| | | | | | | | |
| | | | | | | | |
| | | | | | | | |
| | | | | | | | |



12.2

§13

13.1

13.2

13.3