

2021

2021 12 31

2022 3 31

§ 1

1.1

“ ”

2022 3 29

2021 1 1 2021 12 31

1.2

§ 1	2
1.1	2
1.2	3
§ 2	5
2.1	5
2.2	5
2.3	5
2.4	6
2.5	6
§ 3	7
3.1	7
3.2	8
3.3	11
§ 4	12
4.1	12
4.2	14
4.3	15
4.4	16
4.5	17
4.6	17
4.7	18
4.8	18
4.9	19
§ 5	20
5.1	20
5.2	20
5.3	20
§ 6	21
6.1	21
6.2	21
§ 7	23
7.1	23
7.2	24
7.3	25
7.4	26
§ 8	53
8.1	53
8.2	53
8.3	53
8.4	53
8.5	54
8.6	54

8.7	54
8.8	54
8.9	54
8.10	54
8.11	55
§ 9	57
9.1	57
9.2	57
9.3	57
§ 10	59
§ 11	60
11.1	60
11.2	60
11.3	60
11.4	60
11.5	60
11.6	60
11.7	60
11.8	61
§ 12	68
12.1	20%	68
12.2	68
§ 13	69
13.1	69
13.2	69
13.3	69

§2

2.1

	005718	
	2019 9 4	
	10,011,514,379.96	
		A C
	005718	007428
	10,009,304,485.81	2,209,894.15

2.2

	+1%

2.3

	021-61009999	0755-83199084
	zhouyg@cxfund.com.cn	yan_zhang@cmbchina.com
	4007005566	95555
	021-61009800	0755-83195201
		7088
	68 9	

	9	68	7088
	200120		518040

2.4

		www.cxfund.com.cn
	7088	68 9

2.5

		588
		42
		68 9

§ 3

3.1

3.1. 1	2021		2020		2019 9 4 ()-2019 12 31	
	A	C	A	C	A	C
	93,598,188.47	616,136.19	21,787,675.38	748,816.20	3,853,296.69	124,935.05
	93,598,188.47	616,136.19	21,787,675.38	748,816.20	3,853,296.69	124,935.05
	0.0271	0.0396	0.0373	0.0347	0.0066	0.0058
	2.69%	3.84%	3.64%	3.39%	0.66%	0.58%

	3.70%	3.44%	3.71%	3.45%	0.66%	0.58%
3.1. 2	2021		2020		2019	
	15,178,966.28	3,078.09	25,640,972.07	873,751.25	3,853,296.69	124,935.05
	0.0015	0.0014	0.0439	0.0405	0.0066	0.0058

	10,024,483,452 .09	2,212,972 .24	609,503,816 .60	22,464,603 .82	587,716,141 .22	21,715,787 .62
	1.0015	1.0014	1.0439	1.0405	1.0066	1.0058
3.1. 3	2021		2020		2019	
	8.25%	7.63%	4.39%	4.05%	0.66%	0.58%

1

2

3

3.2

3.2.1


A

	0.62%	0.01%	0.78%	0.01%	-0.16%	0.00%
	1.94%	0.02%	1.57%	0.01%	0.37%	0.01%
	3.70%	0.02%	3.15%	0.01%	0.55%	0.01%
	8.25%	0.02%	7.49%	0.01%	0.76%	0.01%

C

	0.56%	0.01%	0.78%	0.01%	-0.22%	0.00%
	1.81%	0.02%	1.57%	0.01%	0.24%	0.01%
	3.44%	0.02%	3.15%	0.01%	0.29%	0.01%
	7.63%	0.02%	7.49%	0.01%	0.14%	0.01%

3.2.2



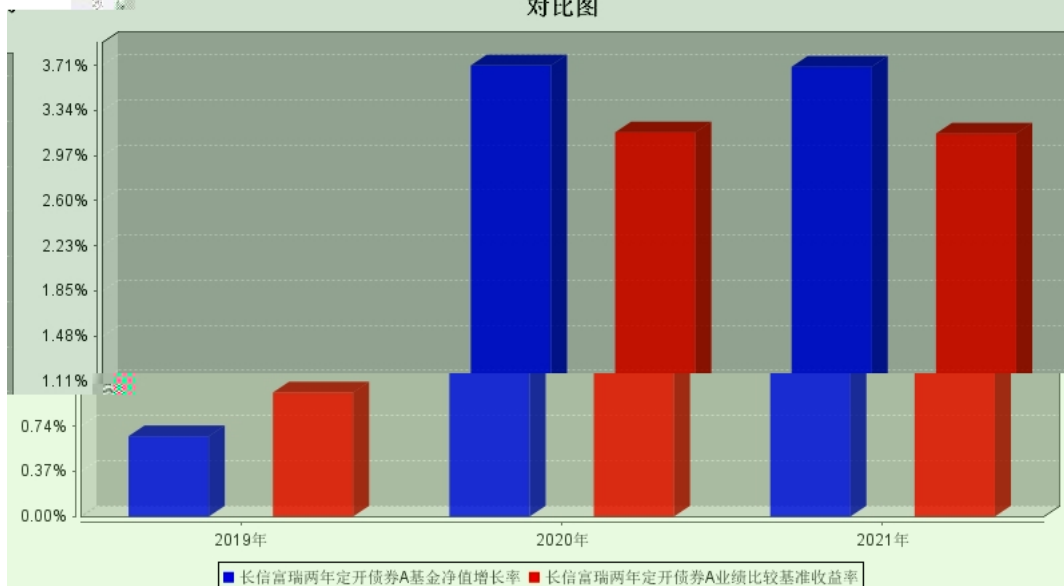


1 2019 9 4 2021 12 31

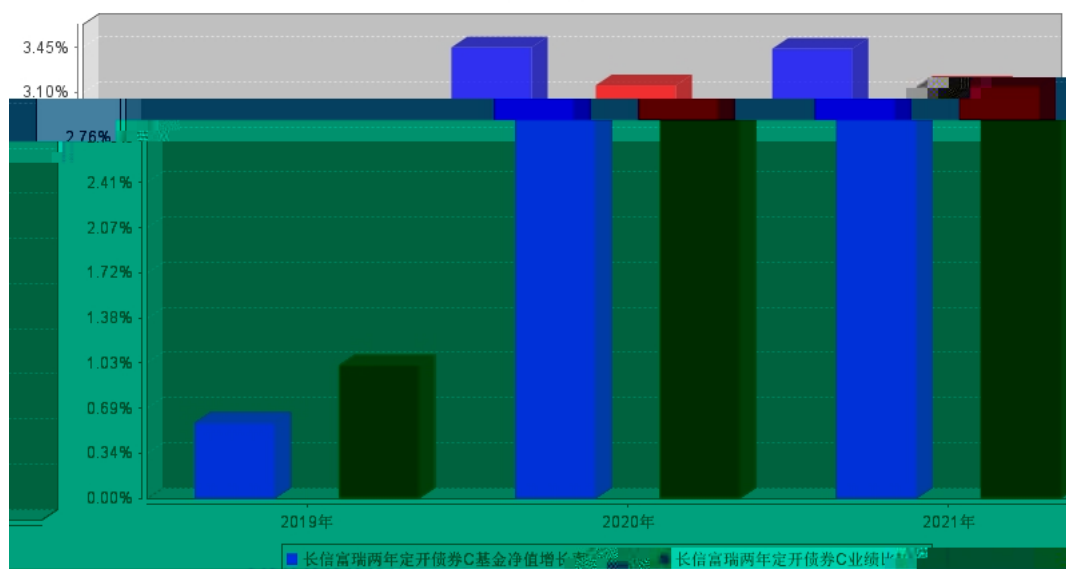
2 6

3.2.3

长信富瑞两年定开债券A自基金合同生效以来基金每年净值增长率及其与同期业绩比较基准收益率的对比图



长信富瑞两年定开债券C自基金合同生效以来基金每年净值增长率及其与同期业绩比较基准收益率的对比图



2019 9 4 2019

3.3

A					
	10				
2021	0.798	110,685,258.48	-	110,685,258.48	
2020	-	-	-	-	
2019	-	-	-	-	
	0.798	110,685,258.48	-	110,685,258.48	

C					
	10				
2021	0.738	1,475,181.02	-	1,475,181.02	
2020	-	-	-	-	
2019	-	-	-	-	
	0.738	1,475,181.02	-	1,475,181.02	

4.8

FOF

300

FOF 50

1-3

87

FOF

6

30

FOF

4.1.2

					2010 7
		2019 9 16	-	11	
	1-3				

	87				1-3 87
	30	2020 2	3	-	7
					6
					2014
					30

1

2

3 2022 2 25

4.2

4.3

4.3.1

1

2

1

2

5 1

3

4

5

4.3.2

4.3.3

5%

4.4

4.4.1

2021

1

PPI

2021 7 12

0.5%

3.14%

2.77%

1

AAA

2.85%

2.6%

4.4.2

2021 12 31

A

1.0015

1.0813

A

3.70%

C

1.0014

1.0752

C

3.44%

3.15%

4.5

2022

2022

1 MLF

2022

4.6

4.7

4.8

	A	2021 6 23	2021 6 23	10
0.510		29,777,005.12	0.00	
29,777,005.12		2021 9 3	2021 9 3	10
0.220		12,844,982.60	0.00	
12,844,982.60		2021 12 13	2021 12 13	10
0.068		68,063,270.76	0.00	
68,063,270.76				
	C	2021 6 23	2021 6 23	10
0.510		1,101,133.33		
1,101,133.33		2021 9 3	2021 9 3	10
0.167		360,567.37	0.00	360,567.37
		2021 12 13	2021 12 13	10
				0.061
13,480.32		0.00	13,480.32	

30%

3

2

3

4

A

C

5

4.9

§5

5.1

5.2

5.3

§6

6.1

	(2022) 26567

6.2

	(2021 12 31)
	") 2021 ()
	") (")
	") 2021 12 31
	2021
	" "
	-
	-
	-
	(") ()

	()	
	()	
	()	()
	202	11
	2022 3 28	

§7

7.1

2021 12 31

		2021 12 31	2020 12 31
	7.4.7.1	964,114.31	1,336,650.20
		419,131,700.68	12,827,304.07
		141,705.15	985.79
	7.4.7.2	-	-
		-	-
		-	-
		-	-
		-	-
	7.4.7.3	-	-
	7.4.7.4	-	-
		277,465.45	-
	7.4.7.5	208,435,484.97	18,666,015.29
		-	-
		-	-
		-	-
	7.4.7.6	17,504,545,220.74	1,147,889,598.49
		18,133,495,691.30	1,180,720,553.84
		2021 12 31	2020 12 31
		-	-
		-	-
	7.4.7.3	-	-
		8,103,643,881.18	548,168,909.74
		-	120,103.75
		-	-
		1,279,778.91	187,184.84
		426,592.97	53,481.36
		470.67	4,753.27
	7.4.7.7	159,602.49	14,905.43
		-	75,698.22
		1,059,940.75	-51,903.19

4.	" -"		-	-
5.	" -"	7.4.7.18	3,457.43	-
			61,163,186.38	15,409,853.09
1		7.4.10.2.1	5,996,120.14	2,171,226.33
2		7.4.10.2.2	1,940,929.64	620,350.40
3		7.4.10.2.3	39,405.78	55,195.25
4		7.4.7.19	-	29.80
5			52,826,603.61	12,220,828.13
			52,826,603.61	12,220,828.13
6			81,862.01	128,367.23
7		7.4.7.20	278,265.20	213,855.95
	" -"		94,214,324.66	22,536,491.58
			-	-
	" -"		94,214,324.66	22,536,491.58

7.3

2021 1 1 2021 12 31

	2021 1 1 2021 12 31		
	605,453,697.10	26,514,723.32	631,968,420.42
	-	94,214,324.66	94,214,324.66
" -"	9,406,060,682.86	6,613,435.89	9,412,674,118.75
1.	10,008,769,216.97	7,005,335.99	10,015,774,552.96
2.	-602,708,534.11	-391,900.10	-603,100,434.21
	-	-112,160,439.50	-112,160,439.50

" -"			
	10,011,514,379.96	15,182,044.37	10,026,696,424.33
	2020 1 1 2020 12 31		
	605,453,697.10	3,978,231.74	609,431,928.84
	-	22,536,491.58	22,536,491.58
" -"	-	-	-
1.	-	-	-
2.	-	-	-
	-	-	-
" -"			
	605,453,697.10	26,514,723.32	631,968,420.42

7.1 7.4

7.4**7.4.1**

" "

" " [2018]311

[2019]852

2019 9 4

605,453,697.10

A

C

A

C

80%

3

3

5%

+1%

7.4.2

2006 2 15

(" ")

XBRL

3

<

>

(

"

")

7.4.4

7.4.3

	2021				2021	12
31		2021				

7.4.4

7.4.4.1

	1	1	12	31
--	---	---	----	----

7.4.4.2

7.4.4.3

(1)

(2)

7.4.4.4

) (

- (1)
- (2)
- (3)

7.4.4.5

7.4.4.6

- 1)
- 2)

7.4.4.7

7.4.4.8

/(

)

7.4.4.9 / ()

7.4.4.10

7.4.4.11

(1)

30%

3

(2)

(3)

(4)

A

C

(5)

7.4.4.12

(1)

(2)

(3)

7.4.4.13

)

(

7.4.5

7.4.5.1

7.4.5.2

7.4.5.3

7.4.6

[2002]128

[2008]1

[2016]36

[2016]46

[2016]70

[2016]140

[2017]2

[2017]56

[2017]90

(1)

3%

(2)

(3)

20%

(4)

7.4.7**7.4.7.1**

	2021 12 31	2020 12 31
	964, 114. 31	1, 336, 650. 20
	-	-
1	-	-
1-3	-	-
3	-	-
	-	-
	964, 114. 31	1, 336, 650. 20

7.4.7.2**7.4.7.3**

/

/

7.4.7.4**7.4.7.4.1****7.4.7.4.2****7.4.7.5**

	2021 12 31	2020 12 31
	295.41	167.69
	-	-
	-	-
	207,470.23	6,349.53
	208,227,649.15	18,659,497.63
	-	-
	-	-
	-	-
	-	-
	-	-
	70.18	0.44
	208,435,484.97	18,666,015.29

7.4.7.6

	2021 12 31	2020 12 31
	-	-
	-	-
	17,504,545,220.74	1,147,889,598.49
	17,504,545,220.74	1,147,889,598.49

1

5,375,521,640.02

5,375,521,640.02

12,129,023,580.72

12,129,023,580.72

2

7.4.7.7

	2021 12 31	2020 12 31
	-	-
	159,602.49	14,905.43
	159,602.49	14,905.43

7.4.7.8

	2021 12 31	2020 12 31
	-	-
	-	-
	-	-
	9,000.00	9,000.00
	100,000.00	50,000.00
	120,000.00	120,000.00
	229,000.00	179,000.00

7.4.7.9

A		
	2021 1 1	2021 12 31
	583,862,844.53	583,862,844.53
	10,008,742,732.86	10,008,742,732.86
" -"	-583,301,091.58	-583,301,091.58
- /	-	-
/	-	-
	-	-
" -"	-	-
	10,009,304,485.81	10,009,304,485.81

C		
	2021 1 1	2021 12 31
	21,590,852.57	21,590,852.57
	26,484.11	26,484.11
" -"	-19,407,442.53	-19,407,442.53
- /	-	-
/	-	-

	-	-
" -"	-	-
	2, 209, 894. 15	2, 209, 894. 15

7.4.7.10

A			
	25, 640, 972. 07	-	25, 640, 972. 07
	93, 598, 188. 47	-	93, 598, 188. 47
	6, 625, 064. 22	-	6, 625, 064. 22
	7, 005, 320. 10	-	7, 005, 320. 10
	-380, 255. 88	-	-380, 255. 88
	-110, 685, 258. 48	-	-110, 685, 258. 48
	15, 178, 966. 28	-	15, 178, 966. 28

C			
	873, 751. 25	-	873, 751. 25
	616, 136. 19	-	616, 136. 19
	-11, 628. 33	-	-11, 628. 33
	15. 89	-	15. 89
	-11, 644. 22	-	-11, 644. 22
	-1, 475, 181. 02	-	-1, 475, 181. 02
	3, 078. 09	-	3, 078. 09

7.4.7.11

	2021	1	1	2021	12	2020	1	1	2020	12
	31				31					
	118, 709. 08				4, 018. 45					
	-				-					
	-				-					
	1, 241, 928. 93				137, 992. 56					
	200, 532. 79				142. 01					
	1, 561, 170. 80				142, 153. 02					

7.4.7.12**7.4.7.13****7.4.7.13.1**

	2021 1 1 31	2021 12 31	2020 1 1 31	2020 12 31
---		-160.00		-
---		-		-
---		-		-
		-160.00		-

7.4.7.13.2

	2021 1 1 31	2021 12 31	2020 1 1 31	2020 12 31
	1,362,213,048.16		134,310,912.00	
	1,314,500,000.00		129,800,000.00	
	47,713,208.16		4,510,912.00	
		-160.00		-

7.4.7.13.3**7.4.7.13.4****7.4.7.13.5****7.4.7.14****7.4.7.14.1**

7.4.7.15**7.4.7.15.1**

—

7.4.7.15.2

—

7.4.7.16**7.4.7.17****7.4.7.18**

	2021	1	1	2021	12	2020	1	1	2020	12	31
			31								
				3,457.43							-
				3,457.43							-

30

7.4.7.19

	2021	1	1	2021	12	2020	1	1	2020	12	31
			31								
					-						29.80
					-						-
					-						-
					-						-
					-						-
					-						29.80

7.4.7.20

	2021	1	1	2021	2020	1	1	2020	12
		12	31				31		

	100,000.00	50,000.00
	120,000.00	120,000.00
	-	-
	36,000.00	36,000.00
	22,265.20	7,855.95
	278,265.20	213,855.95

7.4.8

7.4.8.1

7.4.8.2

7.4.9

" "	
" "	
" "	
" ")	
" ")	
" "	
" ")	
" "	
" "	

7.4.10

7.4.10.1

7.4.10.1.1

7.4.10.1.2

	2021 1 1			2021 12 31			2020 1 1			2020 12 31		
	5,434,650,200.00			100.00%			49,625,741.06			100.00%		

7.4.10.1.3

	2021 1 1			2021 12 31			2020 1 1			2020 12 31		
	277,646,796,000.00			100.00%			20,598,485,000.00			100.00%		

7.4.10.1.4**7.4.10.1.5****7.4.10.2****7.4.10.2.1**

	2021 1 1			2021 12 31			2020 1 1			2020 12 31		
				5,996,120.14						2,171,226.33		
				31,152.98						53,183.83		

1 2021 7 20

× 0.35%

=

× 0.35% ÷

2021 7 20

0.35%

0.15%

7.4.10.2.2

	2021 1 1 31	2021 12 31	2020 1 1 31	2020 12 31
		1,940,929.64		620,350.40

1 2021 7 20

× 0.10%

=

× 0.10% ÷

2

2021 7 20

0.10%

0.05%

7.4.10.2.3

	2021 1 1 2021 12 31		
	A	C	
	-	-	-
	-	14,653.17	14,653.17
	-	14,653.17	14,653.17
	2020 1 1 2020 12 31		
	A	C	
	-	-	-
	-	19,779.61	19,779.61
	-	19,779.61	19,779.61

A

C

0.25% C

× 0.25%

=

× 0.25% ÷

7.4.10.3**()**

2021 1 1 2021 12 31						
	-	-	-	-	67,611,481,000.00	7,479,768.43
2020 1 1 2020 12 31						
	-	-	-	-	-	-

7.4.10.4**7.4.10.4.1****7.4.10.4.2****7.4.10.5****7.4.10.5.1****7.4.10.5.2****7.4.10.6**

	2021 1 1	2021 12 31	2020 1 1	2020 12 31

	964,114.31	118,709.08	1,336,650.20	4,018.45
--	------------	------------	--------------	----------

2021 12 31

" " 2020 12 31

7.4.10.7**7.4.10.8****7.4.11**

A

				10				
1	2021 12 13	-	2021 12 13	0.068	68,063,270.76	-	68,063,270.76	
2	2021 9 3	-	2021 9 3	0.220	12,844,982.60	-	12,844,982.60	
3	2021 6 23	-	2021 6 23	0.510	29,777,005.12	-	29,777,005.12	
	-	-		0.798	110,685,258.48	-	110,685,258.48	

C

				10				
1	2021 12 13	-	2021 12 13	0.061	13,480.32	-	13,480.32	
2	2021 9 3	-	2021 9 3	0.167	360,567.37	-	360,567.37	

3	2021 6 23	-	2021 6 23	0.510	1,101,133.33	-	1,101,133.33	
	-	-		0.738	1,475,181.02	-	1,475,181.02	

7.4.12 2021 12 31

7.4.12.1 /

/

7.4.12.2

7.4.12.3

7.4.12.3.1

3,679,198,881.18

092118003	21 03	2022 1 4	99.91	8,422,000	841,415,508.89	
130321	13 21	2022 1 4	103.43	14,069,000	1,455,169,886.90	
130321	13 21	2022 1 11	103.43	1,579,000	163,317,453.37	
130321	13 21	2022 1 5	103.43	5,790,000	598,865,139.32	
092118003	21 03	2022 1 5	99.91	5,500,000	549,487,686.88	
130321	13 21	2022 1 6	103.43	3,000,000	310,292,818.30	
				38,360,000	3,918,548,493.66	

7.4.12.3.2

2021 12 31

4,424,445,000.00

2022 1 4

2022 1 5

2022 1 6

2022 1 10 2022 1 18

/

7.4.12.4

7.4.13

7.4.13.1

"

"

7.4.13.2

10%

10%

7.4.13.2.1

	2021 12 31	2020 12 31
A-1	0.00	19,951,752.70
A-1	0.00	0.00
	0.00	79,747,404.50
	0.00	99,699,157.20

7.4.13.2.2**7.4.13.2.3**

	2021 12 31	2020 12 31
A-1	0.00	0.00
A-1	0.00	0.00
	0.00	58,904,509.36
	0.00	58,904,509.36

AA+

7.4.13.2.4

	2021 12 31	2020 12 31
AAA	0.00	506,209,378.40
AAA	0.00	483,076,553.53
	17,504,545,220.74	0.00
	17,504,545,220.74	989,285,931.93

7.4.13.2.5**7.4.13.2.6**

7.4.13.3**7.4.13.3.1****7.4.13.4****7.4.13.4.1****7.4.13.4.1.1**

2021	12	6	6	-1	1-5	5		
	31							
		964, 114. 31		-		-	-	964, 114. 31

	419,131,700.68	-	-	-	-	419,131,700.68
	141,705.15	-	-	-	-	141,705.15
	-	-	-	-	-	-
	-	-	-	-	277,465.45	277,465.45
	-	-	-	-	208,435,484.97	208,435,484.97
	-	-	17,504,545,220.74	-	-	17,504,545,220.74
	420,237,520.14	-	17,504,545,220.74	-	208,712,950.42	18,133,495,691.30
	8,103,643,881.18	-	-	-	-	8,103,643,881.18
	-	-	-	-	1,279,778.91	1,279,778.91
	-	-	-	-	426,592.97	426,592.97
	-	-	-	-	470.67	470.67
	-	-	-	-	159,602.49	159,602.49
	-	-	-	-	1,059,940.75	1,059,940.75
	-	-	-	-	229,000.00	229,000.00
	8,103,643,881.18	-	-	-	3,155,385.79	8,106,799,266.97
	-7,683,406,361.04	-	17,504,545,220.74	-	205,557,564.63	10,026,696,424.33
2020 12 6 31	6	-1	1-5	5		
	1,336,650.20	-	-	-	-	1,336,650.20
	12,827,304.07	-	-	-	-	12,827,304.07
	985.79	-	-	-	-	985.79
	-	-	-	-	-	-
	-	-	-	-	18,666,015.29	18,666,015.29
	551,205,458.77	596,684,139.72	-	-	-	1,147,889,598.49
	565,370,398.83	596,684,139.72	-	-	18,666,015.29	1,180,720,553.84

	548,168,909.74	-	-	-	-	548,168,909.74
	-	-	-	-	120,103.75	120,103.75
	-	-	-	-	187,184.84	187,184.84
	-	-	-	-	53,481.36	53,481.36
	-	-	-	-	4,753.27	4,753.27
	-	-	-	-	14,905.43	14,905.43
	-	-	-	-	-51,903.19	-51,903.19
	-	-	-	-	75,698.22	75,698.22
	-	-	-	-	179,000.00	179,000.00
	548,168,909.74	-	-	-	583,223.68	548,752,133.42
	17,201,489.09	596,684,139.72	-	-	18,082,791.61	631,968,420.42

7.4.13.4.1.2

7.4.13.4.2

7.4.13.4.3

7.4.14**7.4.14.1****7.4.14.1.1**

2021	12	31		5,375,521,640.02
			5,387,602,000.00	12,129,023,580.72
			12,143,245,000.00	17,504,545,220.74
				17,530,847,000.00
2020	12	31		485,694,978.13
			477,554,850.00	662,194,620.36
			664,431,000.00	1,147,889,598.49
				1,141,985,850.00

(i)

(ii)

(iii)

[2017]13

2015 1

(

)

2021 12 31

7.4.14.1.2

2021 12 31

(2020 12 31

)

7.4.14.1.3

2021 12 31

(2020 12 31

)

7.4.14.2

7.4.14.3

22

23

24

37 -

(" ")

2020 12 30

2022 1

1

2021 12 31

2022 1 1

2021

§8

8.1

			%
1		-	-
		-	-
2		-	-
3		17,504,545,220.74	96.53
		17,504,545,220.74	96.53
		-	-
4		-	-
5		-	-
6		-	-
		-	-
7		420,095,814.99	2.32
8		208,854,655.57	1.15
9		18,133,495,691.30	100.00

8.2

8.2.1

8.2.2

8.3

8.4

8.4.1 **2%** **20**

8.4.2 **2%** **20**

8.4.3**8.5**

1		-	-
2		-	-
3		17,504,545,220.74	174.58
		17,504,545,220.74	174.58
4		-	-
5		-	-
6		-	-
7		-	-
8		-	-
9		-	-
10		17,504,545,220.74	174.58

8.6

1	130321	13 21	64,600,000	6,681,638,687.46	66.64
2	092118003	21 03	37,100,000	3,706,544,215.12	36.97
3	108804	2104	32,900,000	3,287,336,249.66	32.79
4	108615	2105	20,900,000	2,088,185,390.36	20.83
5	200313	20 13	14,800,000	1,496,767,929.79	14.93

8.7**8.8**

8.9

8.10

8.10.1

8.10.2

8.10.3

8.11

8.11.1

2021 7 13

2021 31

“ ”

7345.6

8.11.2**8.11.3**

1		141,705.15
2		277,465.45
3		-
4		208,435,484.97
5		-
6		-
7		-
8		-
9		208,854,655.57

8.11.4**8.11.5****8.11.6**

§ 9

9.1

	()					
A	1,883	5,315,615.77	9,992,994,903.57	99.84%	16,309,582.24	0.16%
C	81	27,282.64	0.00	0.00%	2,209,894.15	100.00%
	1,964	5,097,512.41	9,992,994,903.57	99.82%	18,519,476.39	0.18%

9.2

	A	99.86	0.00%
	C	0.00	0.00%
		99.86	0.00%

9.3

	A	0
	C	0
		0
	A	0
	C	0
		0

§ 10

	A	C
2019年9月4日	583,862,844.53	21,590,852.57
	583,862,844.53	21,590,852.57
	10,008,742,732.86	26,484.11
:	583,301,091.58	19,407,442.53
"_"	-	-
	10,009,304,485.81	2,209,894.15

§ 11

11.1

11.2

11.2.1

2021 1 25

2021 4 28

2021 8 9

2021 8 19

11.2.2

2021 10 27

11.3

11.4

11.5

100,000.00

1

11.6

11.7

11.7.1

--	--	--	--	--

	2	-	-	-	-	-
	1	-	-	-	-	-
	1	-	-	-	-	-

1

1

1

2

<1998>29

[2007]48

1

a

b

c

d

2

11.7.2

	5,434,650,200.00	100.00%	277,646,796,000.00	100.00%	-	-
	-	-	-	-	-	-
	-	-	-	-	-	-

11.8

1			2021 1 14

2	2020 4		2021 1 22
3	2020 4		2021 1 22
4			2021 1 26
5		28	2021 3 2
6	28		2021 3 2
7			2021 3 2
8			2021 3 2
9			2021 3 2
10			2021 3 16
11			2021 3 26
12	2020		2021 3 30
13	2020		2021 3 30

14			2021 3 31
15	2021 1		2021 4 21
16	2021		2021 4 21
17	2021 1		2021 4 23
18			2021 4 30
19			2021 6 21
20			2021 6 22
21			2021 7 5
22			2021 7 14
23			2021 7 16
24			2021 7 16
25			2021 7 16
26			2021 7 16
27	2021 2		2021 7 21

28	2021		2021 7 21
29			2021 7 22
30			2021 7 29
31			2021 8 5
32			2021 8 6
33			2021 8 11
34			2021 8 13
35			2021 8 18
36			2021 8 18
37			2021 8 20

38			2021 8 25
39			2021 8 26
40	2021		2021 8 31
41	2021		2021 8 31
42			2021 9 1
43			2021 9 16
44			2021 10 21
45	2021 3		2021 10 27
46	2021		2021 10 27
47			2021 11 9
48			2021 11 16
49			2021 11 23

50	2021 2		2021 11 30
51			2021 12 2
52			2021 12 3
53			2021 12 9
54			2021 12 14
55			2021 12 23

§12

12.1

20%

		20%					
	1	2021 1 9	1 2021 8	300,182,333.33	0.00	300,182,333.33	0.00 0.00%
	2	2021 1 9	1 2021 6	180,043,000.00	0.00	180,043,000.00	0.00 0.00%
	-	-		-	-	-	-
1 2 3							

12.2

§13

13.1

1

2

3

4

5

6

13.2

13.3

2022 3 31