

2022

2022 12 31

2023 3 31

§ 1

1.1

2022 5 13 0:00 2022 5 29 17:00

2022 5 30

“ ”

2023 3 29

2022 1 1 2022 12 31

1.2		
§ 1	2
1.1	2
1.2	3
§ 2	5
2.1	5
2.2	5
2.3	5
2.4	6
2.5	6
§ 3	6
3.1	6
3.2	8
3.3	10
§ 4	11
4.1	11
4.2	13
4.3	13
4.4	14
4.5	14
4.6	15
4.7	15
4.8	16
4.9	16
§ 5	16
5.1	16
5.2	16
5.3	16
§ 6	17
6.1	17
6.2	17
§ 7	19
7.1	19
7.2	20
7.3	22
7.4	25
§ 8	51

8.1	51
8.2	52
8.3	53
8.4	55
8.5	63
8.6	63
8.7	63
8.8	63
8.9	64
8.10	64
8.11	64
8.12	64
§ 9	66
9.1	66
9.2	66
9.3	66
§ 10	67
§ 11	67
11.1	67
11.2	67
11.3	67
11.4	68
11.5	68
11.6	68
11.7	68
11.8	70
§ 12	75
12.1	20%	75
12.2	75
§ 13	75
13.1	75
13.2	75
13.3	75

§ 2

2.1

	005399	
	2018 8 9	
	36,357,617.54	
		A C
	005399	009669
	19,115,676.27	17,241,941.27

2.2

	500 *55%+ *25%+	*20%

2.3

	021-61009999	010-58560666
	zhouyg@cxfund.com.cn	tgxxpl@cmbc.com.cn
	4007005566	95568
	021-61009800	010-57093382
	68 9	2
	9 68	2
	200120	100031

2.4

	www.cxfund.com.cn
	68 9
	2

2.5

		222 30
		68 9

§ 3

3.1

3.1.1	2022		2021		2020	2020 6 9 ()-2020 12 31
	A	C	A	C	A	C
	-234,003.92	-902,145.26	32,626,823.34	25,724,628.28	37,781,118.55	10,321,132.40
	-470,831.98	-1,539,503.58	-825,927.02	1,451,570.99	90,656,484.85	12,963,440.84
	-0.1127	-0.1843	-0.0189	0.0485	0.5640	0.1798
	-8.02%	-13.18%	-1.14%	2.93%	44.02%	12.52%
	-13.07%	-13.41%	-0.72%	-1.13%	54.29%	42.49%

	2022		2021		2020	
3.1.2	7,607,622.25	6,609,220.57	644,649.73	3,218,666.92	75,738,844.62	19,544,784.20
	0.3980	0.3833	0.6081	0.5975	0.4619	0.3315
	26,723,298.52	23,851,161.84	1,704,719.66	8,605,225.14	265,595,492.66	95,266,014.06
	1.3980	1.3833	1.6081	1.5975	1.6197	1.6158
3.1.3	2022		2021		2020	
	57.23%	21.98%	80.86%	40.87%	82.16%	42.49%

1

2

3

3.2

3.2.1

A

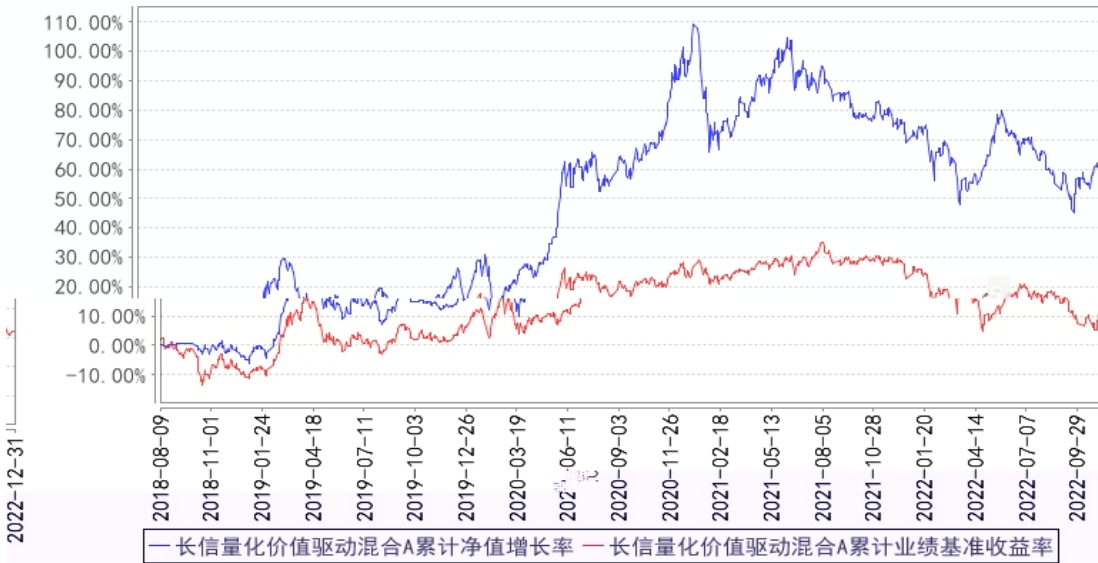
	1.17%	1.18%	4.42%	0.91%	-3.25%	0.27%
	-11.27%	1.01%	-6.59%	0.86%	-4.68%	0.15%
	-13.07%	1.16%	-13.72%	1.03%	0.65%	0.13%
	33.17%	1.34%	4.32%	0.97%	28.85%	0.37%
	57.23%	1.26%	12.07%	1.02%	45.16%	0.24%

C

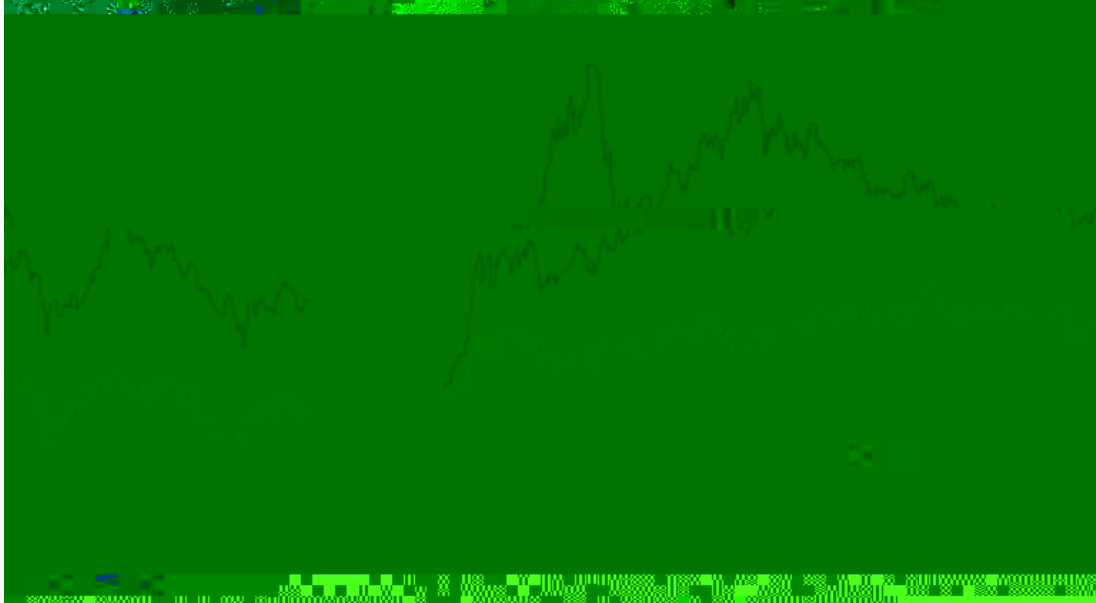
	1.06%	1.19%	4.42%	0.91%	-3.36%	0.28%
	-11.45%	1.01%	-6.59%	0.86%	-4.86%	0.15%
	-13.41%	1.16%	-13.72%	1.03%	0.31%	0.13%
	21.98%	1.29%	0.49%	0.88%	21.49%	0.41%

3.2.2

长信量化价值驱动混合A累计净值增长率与同期业绩比较基准收益率的历史走势图



长信量化价值驱动混合C累计净值增长率与同期业绩比较基准收益率的历史走势图



1 2020 6 9
A C

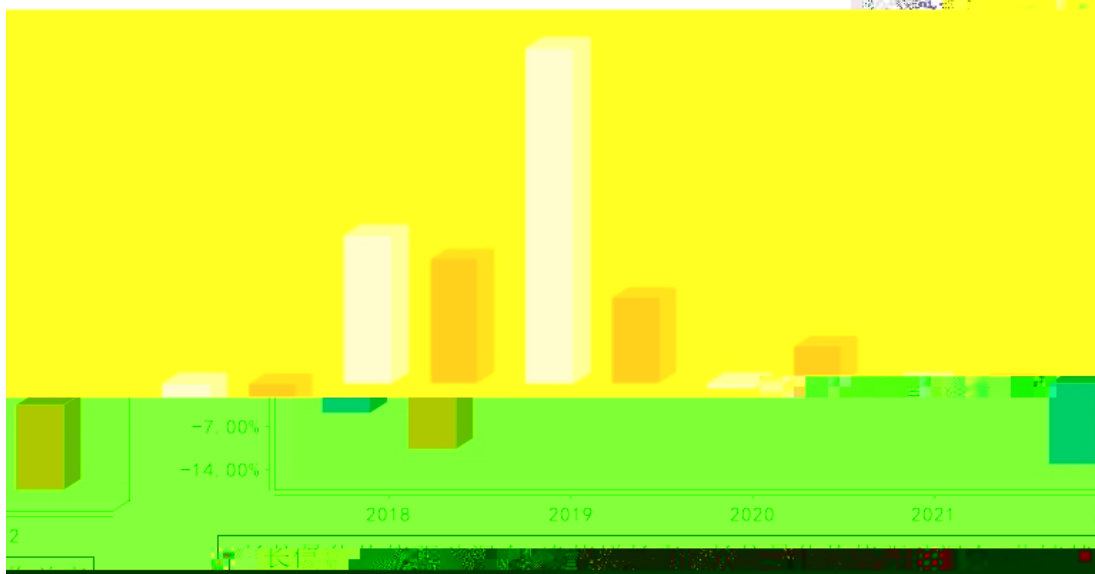
2 A 2018 8 9 2022 12 31

C 2020 6 9 2022 12 31

3 6

3.2.3

长信量化价值驱动混合A基金每年净值增长率与同期业绩比较基准收益率的对比图



长信量化价值驱动混合C基金每年净值增长率与同期业绩比较基准收益率的对比图



C 2020 6 9 2022
 12 31 2020 C
 A 2018 8 9 2022 12
 31 2018 A

3.3

§ 4

4.1

4.1.1

2003 63

1.65

44.55%

31.21%

15.15%

4.55%

4.54%

2022 12 31

85

100

(LOF)

(LOF)

LOF

500

FOF
300

FOF
87

FOF
6

30

FOF

FOF
30
50

4.1.2

		2022 28	1	-	7	2015 7
		2018 9	8	2022 28	1 12	

2

4.2

4.3

4.3.1

1

2

1

2

5 1

3

4

5

4.3.2

4.3.3

5%

4.4

4.4.1

2022

2022

" "

2

10

11

4.4.2

2022 12 31 ,

A

1.3980 ,

1.5230 ,

A

-13.07%

C

1.3833 ,

1.3833 ,

C

-13.41%,

-13.72%

4.5

2022

4.6

4.7

4.8

4.9

2021 8 4 2022 9 26

2022 5 13 0:00 2022 5 29 17:00

2022 5 30

§ 5

5.1

5.2

5.3

§ 6

6.1

	() (23) P00812

6.2

	2022 12 31 2022 ()
	2022 12 31 2022
	" "
	-
	-
	(" ") 2022

	()
	(1) (2) (3) (4) (5) ()
	()

	222	30
	2023	3 28

§ 7

7.1

2022 12 31

		2022 12 31	2021 12 31
	7.4.7.1	12,281,715.05	816,437.06
		313,403.19	42,693.73
		19,034.99	34,470.57
	7.4.7.2	38,106,548.28	9,470,205.39
		37,596,443.49	9,470,205.39
		-	-
		510,104.79	-
		-	-
		-	-
		-	-
	7.4.7.3	-	-
	7.4.7.4	-	-
	7.4.7.5	-	-
		-	-
		-	-
		-	-
	7.4.7.6	-	-
	7.4.7.7	-	-
		-	-
		-	-
		100,000.00	40,496.37
		-	-
	7.4.7.8	-	124.55
		50,820,701.51	10,404,427.67
		2022 12 31	2021 12 31
		-	-
		-	-
	7.4.7.3	-	-

		-	-
		-	-
		-	-
		-	-
2.	" -"	-960,500.39	61,210,383.21
	7.4.7.14	-1,233,343.82	60,474,512.03
		-	-
	7.4.7.15	2,160.05	51,908.95
	7.4.7.16	-	-
	7.4.7.17	-	-
	7.4.7.18	-	-
	7.4.7.19	270,683.38	683,962.23
		-	-
		-	-
3.	7.4.7.20	-874,186.38	-57,725,807.65
4.	" -"	-	-
5.	7.4.7.21	103,680.24	302,895.42
		286,275.98	3,206,875.11
1	7.4.10.2.1	175,650.29	1,253,253.87
2	7.4.10.2.2	26,347.56	187,988.07
3	7.4.10.2.3	47,002.26	201,874.96
4		-	-
5		-	-
		-	-
6	7.4.7.22	-	-
7		-	0.29
8	7.4.7.23	37,275.87	1,563,757.92
		-2,010,335.56	625,643.97
		-	-
		-2,010,335.56	625,643.97
		-	-

		-2,010,335.56	625,643.97
		XBRL 3 <	>
	2021	" "	" "
" "	2022	" "	" "

7.3

2022 1 1 2022 12 31

	2022 1 1		2022 12 31	
	6,446,628.15	-	3,863,316.65	10,309,944.80
	-	-	-	-
	-	-	-	-
	-	-	-	-
	6,446,628.15	-	3,863,316.65	10,309,944.80
" -"	29,910,989.39	-	10,353,526.17	40,264,515.56
	-	-	-2,010,335.56	-2,010,335.56
	29,910,989.39	-	12,363,861.73	42,274,851.12

" _"				
1.	50,984,397.89	-	21,184,211.14	72,168,609.03
2	-21,073,408.50	-	-8,820,349.41	-29,893,757.91
" _"	-	-	-	-
	-	-	-	-
	36,357,617.54	-	14,216,842.82	50,574,460.36
	2021 1 1 2021 12 31			
	222,942,034.12	-	137,919,472.60	360,861,506.72
	-	-	-	-
	-	-	-	-

	-	-	-	-
	222,942,034.12	-	137,919,472.60	360,861,506.72
" -"	-216,495,405.97	-	-134,056,155.95	-350,551,561.92
	-	-	625,643.97	625,643.97
" -"	-216,495,405.97	-	-134,681,799.92	-351,177,205.89
1.	34,621,621.15	-	22,358,382.06	56,980,003.21
2	-251,117,027.12	-	-157,040,181.98	-408,157,209.10
" -"	-	-	-	-
	-	-	-	-

	6,446,628.15	-	3,863,316.65	10,309,944.80

7.1 7.4

7.4

7.4.1

(" ")

(" ")

(

" ") [2017]2087

200,836,986.41

()

() (18) 00017

2018

8 9

[2020]304

2020 4

29

2020 4 29

2020 6 5

C

2020 6 9

C (" C")

C

0.40% A (" A") A

) () () ()

50% 60-95% 5% (: 500 × 55%+ × 25%+ × 20%

7.4.2

— (")

7.4.3

2022 12 31 2022

7.4.4

7.4.4.1

1 1 12 31 26 76

7.4.4.2

7.4.4.3

(1)

“ ”

“ ”

(2)

7.4.4.4

12

12

(

)

7.4.4.5

(1)

(2)

(3)

7.4.4.6

7.4.4.7

7.4.4.8

()

()

7.4.4.9 / ()

(1)

(2)

()

()

()

(3)

(4)

7.4.4.10

1.00%

0.15%

A

C

C

30

76

0.40%

7.4.4.11

(1)

3

(2)

(3)

(4)

(5)

7.4.4.12

7.4.4.13

(1)

(2)

(3)

7.4.4.14

(1)

9,470,205.39

0.00

9,470,205.39

7.4.5.2

7.4.5.3

7.4.6

[2008]1

2008 9 18

[2012]85

2019 78

[2014]81

[2015]101

[2016]36

[2016]46

[2016]127

[2016]140

[2017]2

[2017]56

[2017]90

(1) ()

2018 1 1

3%

(2)

(3)

1 (1)

1 1 (1) 50%

1				20%
		H		H
	(" ")			H
H	20%			H
		20%		
(4)	A	0.10%	()	
(5)				

7.4.7

7.4.7.1

	2022	12	31	2021	12	31
			12,281,715.05			816,437.06
			12,281,221.99			816,437.06
			493.06			-
			-			-
			-			-
			-			-
			-			-
			-			-
			-			-
1			-			-
1-3			-			-
3			-			-
			-			-
			-			-
			-			-
			-			-
			12,281,715.05			816,437.06

7.4.7.2

	2022			
	12	31		
	38,197,612.22	-	37,596,443.49	-601,168.73

-	-	-	-	-
	500,425.00	10,154.79	510,104.79	-475.00
	-	-	-	-
	500,425.00	10,154.79	510,104.79	-475.00
	-	-	-	-
	-	-	-	-
	-	-	-	-
	38,698,037.22	10,154.79	38,106,548.28	-601,643.73
	2021 12 31			
	9,197,662.74	-	9,470,205.39	272,542.65
-	-	-	-	-
	-	-	-	-
	-	-	-	-
	-	-	-	-
	-	-	-	-
	-	-	-	-
	9,197,662.74	-	9,470,205.39	272,542.65

7.4.7.3 /

7.4.7.3.1 /

7.4.7.4

7.4.7.4.1

7.4.7.4.2

7.4.7.5

7.4.7.5.1

7.4.7.6

7.4.7.6.1

7.4.7.7

7.4.7.7.1

7.4.7.8

	2022 12 31	2021 12 31
	-	124.55
	-	-
	-	-
	-	124.55

7.4.7.9

	2022 12 31	2021 12 31
	-	-
	-	-
	-	-
	113,822.60	47,082.63
	113,822.60	47,082.63
	-	-
	-	-
	-	4,500.00
	30,000.00	30,000.00
	143,822.60	81,582.63

7.4.7.10

A

	2022 1 1	2022 12 31
	1,060,069.93	1,060,069.93
	21,278,343.02	21,278,343.02
" -"	-3,222,736.68	-3,222,736.68
/	-	-
/	-	-
	-	-
" -"	-	-
	19,115,676.27	19,115,676.27

C

--	--

	2022 1 1	2022 12 31
	5,386,558.22	5,386,558.22
	29,706,054.87	29,706,054.87
" -"	-17,850,671.82	-17,850,671.82
/	-	-
/	-	-
	-	-
" -"	-	-
	17,241,941.27	17,241,941.27

7.4.7.11

7.4.7.12

A

	1,368,141.85	-723,492.12	644,649.73
	-234,003.92	-236,828.06	-470,831.98
	21,071,200.10	-13,637,395.60	7,433,804.50
	24,814,601.43	-16,008,025.59	8,806,575.84
	-3,743,401.33	2,370,629.99	-1,372,771.34
	-	-	-
	22,205,338.03	-14,597,715.78	7,607,622.25

C

	6,192,983.73	-2,974,316.81	3,218,666.92
	-902,145.26	-637,358.32	-1,539,503.58
	12,226,672.19	-7,296,614.96	4,930,057.23
	30,457,748.44	-18,080,113.14	12,377,635.30
	-18,231,076.25	10,783,498.18	-7,447,578.07
	-	-	-
	17,517,510.66	-10,908,290.09	6,609,220.57

7.4.7.13

	2022 1 1	2022 12 31	2021 1 1	2021 12 31

	5,211.01	37,676.52
	-	-
	-	-
	1,302.84	3,655.53
	433.10	3,640.26
	6,946.95	44,972.31

7.4.7.14

7.4.7.14.1

	2022 1 1 31	2022 12 31	2021 1 1 12 31	2021 12 31
		118,617,064.75		605,618,240.15
		119,486,204.91		545,143,728.12
		364,203.66		-
		-1,233,343.82		60,474,512.03

7.4.7.15

7.4.7.15.1

	2022 1 1 31	2022 12 31	2021 1 1 12 31	2021 12 31
---		2,260.10		-
---		-100.05		51,908.95
---		-		-
---		-		-
		2,160.05		51,908.95

7.4.7.15.2

	2022 1 1 31	2022 12 31	2021 1 1 12 31	2021 12 31

	51,320.00	312,103.26
	50,100.00	260,000.00
	1,320.00	194.31
	0.05	-
	-100.05	51,908.95

7.4.7.15.3 —

7.4.7.15.4 —

7.4.7.16

7.4.7.16.1

7.4.7.17

7.4.7.17.1

7.4.7.18

7.4.7.18.1 —

7.4.7.18.2 —

7.4.7.19

	2022	1	1	2022	12	2021	1	1	2021	12
			31					31		
				270,683.38					683,962.23	
				-					-	
				-					-	
				270,683.38					683,962.23	

7.4.7.20

	2022	1	1	2022	2021	1	1	2021
	12		31		12		31	
1.				-874,186.38				-57,725,807.65
				-873,711.38				-57,655,471.45
				-475.00				-70,336.20
				-				-
				-				-
				-				-
				-				-
2.				-				-
				-				-
3.				-				-
				-				-
				-874,186.38				-57,725,807.65

7.4.7.21

	2022	1	1	2022	2021	1	1	2021
	12		31	12	12		31	12
				103,676.48				301,079.29
				3.76				1,816.13
				103,680.24				302,895.42

30

30

3

75%

3

6

50%

6

25%

7.4.7.22

7.4.7.23

	2022	1	1	2022	2021	1	1	2021	12	31
	12		31	12	12		31	12		
				30,000.00				30,000.00		
				-				-		
				-				-		

	1,275.87	4,536.18
	6,000.00	18,000.00
	-	1,511,221.74
	37,275.87	1,563,757.92

7.4.8

7.4.8.1

7.4.8.2

2023 2 24 0:00 2023 3 26 17:00

2023 3 27

7.4.9

" "	
" "	
" "	
" ")	
" ")	
" "	
")	
" "	
" "	

7.4.10

7.4.10.1

7.4.10.1.1

	2022 1 1 2022 12 31	2021 1 1 2021 12 31
--	---------------------	---------------------

		%		%
	167,379,143.73	62.68	504,890,714.99	57.58

7.4.10.1.2

	2022 1 1			2022 12 31			2021 1 1			2021 12 31		
			%			%			%			%
	500,425.00		90.90				189,602.90					60.75

7.4.10.1.3

7.4.10.1.4

7.4.10.1.5

	2022 1 1			2022 12 31			2021 1 1			2021 12 31		
			%			%			%			%
	155,884.48		69.32				96,237.27					84.55
	470,203.68		57.58				29,716.99					63.12

1

2

7.4.10.2

7.4.10.2.1

	2022 1 1			2022 12 31			2021 1 1			2021 12 31		

	12 31	12 31
	175,650.29	1,253,253.87
	51,118.24	8,945.48

× 1%

= × 1.00%÷

7.4.10.2.2

	2022 1 1 2022 12 31	2021 1 1 2021 12 31
	26,347.56	187,988.07

× 0.15%

= × 0.15%÷

7.4.10.2.3

	2022 1 1 2022 12 31		
	A	C	
	-	24,943.95	24,943.95
	-	24,943.95	24,943.95
	2021 1 1 2021 12 31		
	A	C	
	-	201,484.29	201,484.29
	-	201,484.29	201,484.29

2020 6 9

A

C

× 0.40%

C

=

C × 0.40%÷

7.4.10.3 () ()

7.4.10.4

7.4.10.4.1

7.4.10.4.2

7.4.10.5

7.4.10.5.1

7.4.10.5.2

7.4.10.6

	2022 1 1 2022 12 31		2021 1 1 2021 12 31	
	12,281,715.05	5,211.01	816,437.06	37,676.52

2022 12 31

" " 2021 12 31

7.4.10.7

7.4.10.8

7.4.11

7. 4. 12 2022 12 31

7. 4. 12. 1 /

/

7. 4. 12. 2

7. 4. 12. 3

7. 4. 12. 3. 1

7. 4. 12. 3. 2

7. 4. 12. 4

7. 4. 13

7. 4. 13. 1

"

"

7. 4. 13. 2

10%

10%

7. 4. 13. 2. 1

	2022 12 31	2021 12 31
A-1	-	-
A-1	-	-
	510,104.79	-
	510,104.79	-

7. 4. 13. 2. 2

7. 4. 13. 2. 3

7. 4. 13. 2. 4

7. 4. 13. 2. 5

7. 4. 13. 2. 6

7. 4. 13. 3

7. 4. 13. 3. 1

7. 4. 13. 4

7. 4. 13. 4. 1

7. 4. 13. 4. 1. 1

2022	12	31	6	6	-1	1-5	5		
			12, 281, 715. 05		-	-	-	-	12, 281, 715. 05
			313, 403. 19		-	-	-	-	313, 403. 19
			19, 034. 99		-	-	-	-	19, 034. 99
			510, 104. 79		-	-	-	37, 596, 443. 49	38, 106, 548. 28
			-		-	-	-	100, 000. 00	100, 000. 00
			13, 124, 258. 02		-	-	-	37, 696, 443. 49	50, 820, 701. 51
			-		-	-	-	49, 425. 78	49, 425. 78
			-		-	-	-	38, 162. 68	38, 162. 68
			-		-	-	-	5, 724. 38	5, 724. 38

		-	-	-	-	9,105.71	9,105.71
		-	-	-	-	143,822.60	143,822.60
		-	-	-	-	246,241.15	246,241.15
		13,124,258.02	-	-	-	37,450,202.34	50,574,460.36
2021	12	31	6	6	-1	1-5	5
			816,437.06	-	-	-	816,437.06
			42,693.73	-	-	-	42,693.73
			34,470.57	-	-	-	34,470.57
			-	-	-	-	9,470,205.39
			-	-	-	-	40,496.37
			-	-	-	-	124.55
			893,601.36	-	-	-	9,510,826.31
			-	-	-	-	13.33
			-	-	-	-	8,677.18
			-	-	-	-	1,301.55
			-	-	-	-	2,908.18
			-	-	-	-	81,582.63
			-	-	-	-	94,482.87
			893,601.36	-	-	-	9,416,343.44
							10,309,944.80

7.4.13.4.1.2

		2022	2021
		12	12
		31	31
	27	-49.03	-
	27	49.03	-

7.4.13.4.2

7.4.13.4.3

VaR (Value at Risk)

12 31

7.4.13.4.3.1

	2022 12 31		2021 12 31	
		%		%
	37,596,443.49	74.34	9,470,205.39	91.86
	-	-	-	-
	510,104.79	1.01	-	-
	-	-	-	-
	-	-	-	-
	-	-	-	-
	38,106,548.28	75.35	9,470,205.39	91.86

7.4.13.4.3.2

	95%			
	2022 12 31		2021 12 31	
VaR				
3.26%(2021 12 31 VaR 4.91%)	-1,647,176.39		-505,804.10	

VaR

2021

7.4.14

7.4.14.1

--

7.4.14.2

7.4.14.2.1

	2022 12 31	2021 12 31
	37,596,443.49	9,470,205.39
	510,104.79	-
	-	-
	38,106,548.28	9,470,205.39

7.4.14.2.2

)	(
---	---

7.4.14.2.3

7.4.14.2.3.1

	2022 1 1	2022 12 31
	-	-

7.4.14.4

--	--	--	--

7.4.15

§ 8

8.1

			%
1		37,596,443.49	73.98
		37,596,443.49	73.98
2		-	-
3		510,104.79	1.00
		510,104.79	1.00
		-	-
4		-	-
5		-	-
6		-	-
		-	-
7		12,595,118.24	24.78
8		119,034.99	0.23
9		50,820,701.51	100.00

8.2

8.2.1

			%
A		414,375.00	0.82
B		907,626.00	1.79
C		23,465,098.75	46.40
D		562,566.00	1.11
E		1,145,486.00	2.26
F		-	-
G		993,049.00	1.96

H		-	-
I		1,614,811.00	3.19
J		6,946,001.74	13.73
K		624,030.00	1.23
L		-	-
M		923,400.00	1.83
N		-	-
O		-	-
P		-	-
Q		-	-
R		-	-
S		-	-
		37,596,443.49	74.34

8.2.2

8.3

					%
1	600519		1,100	1,899,700.00	3.76
2	300750		4,300	1,691,706.00	3.34
3	601318		33,700	1,583,900.00	3.13
4	600036		40,049	1,492,225.74	2.95
5	601012		25,000	1,056,500.00	2.09
6	002594		4,000	1,027,880.00	2.03
7	603259		11,400	923,400.00	1.83
8	000568		4,100	919,548.00	1.82
9	300760		2,800	884,716.00	1.75
10	601398		199,500	865,830.00	1.71
11	600809		2,900	826,471.00	1.63
12	002304		4,700	754,350.00	1.49
13	600438		19,100	736,878.00	1.46
14	000651		22,100	714,272.00	1.41
15	601728		166,000	695,540.00	1.38
16	002371		3,000	675,900.00	1.34
17	601390		120,800	671,648.00	1.33
18	601658		144,800	668,976.00	1.32
19	601857		133,400	662,998.00	1.31
20	600089		32,700	656,616.00	1.30
21	000768		25,800	656,610.00	1.30
22	601919		63,600	654,444.00	1.29

23	601939		113,600	639,568.00	1.26
24	600383		61,000	624,030.00	1.23
25	601319		115,200	601,344.00	1.19
26	002756		6,300	580,671.00	1.15
27	601881		61,800	574,122.00	1.14
28	000895		20,700	536,751.00	1.06
29	002841		8,000	472,320.00	0.93
30	688677		3,700	418,100.00	0.83
31	002714		8,500	414,375.00	0.82
32	688063		1,300	410,345.00	0.81
33	688518		13,800	403,098.00	0.80
34	688223		26,700	391,155.00	0.77
35	002422		14,600	388,506.00	0.77
36	688326		2,600	388,180.00	0.77
37	601991		138,200	385,578.00	0.76
38	688559		6,600	381,744.00	0.75
39	600481		29,100	376,554.00	0.74
40	002624		29,600	376,512.00	0.74
41	002003		37,100	375,452.00	0.74
42	601231		23,100	374,913.00	0.74
43	600170		143,400	372,840.00	0.74
44	000878		31,700	372,475.00	0.74
45	600808		132,300	371,763.00	0.74
46	000902		32,200	370,622.00	0.73
47	300217		65,100	369,117.00	0.73
48	688072		1,700	368,475.00	0.73
49	688037		2,300	359,950.00	0.71
50	688120		1,600	359,280.00	0.71
51	600699		25,300	355,465.00	0.70
52	002738		5,300	353,298.00	0.70
53	300115		34,100	352,253.00	0.70
54	688778		4,500	349,560.00	0.69
55	601628		9,400	348,928.00	0.69
56	601138		37,500	344,250.00	0.68
57	600026		28,100	338,605.00	0.67
58	300856		5,500	286,825.00	0.57
59	688588		27,300	277,095.00	0.55
60	600050		59,300	265,664.00	0.53
61	000898		83,000	221,610.00	0.44
62	601717		18,000	200,880.00	0.40
63	600549		9,300	181,815.00	0.36
64	600027		30,100	176,988.00	0.35
65	601288		58,800	171,108.00	0.34

66	600028		34,800	151,728.00	0.30
67	000858		800	144,552.00	0.29
68	601668		18,600	100,998.00	0.20
69	601225		5,000	92,900.00	0.18
70	688556		900	67,518.00	0.13
71	603130		384	10,540.80	0.02
72	300570		700	10,122.00	0.02
73	001333		341	9,871.95	0.02
74	002821		40	5,920.00	0.01

8.4

8.4.1

2% 20

				(%)
1	601012		2,736,987.00	26.55
2	600519		2,713,621.00	26.32
3	300750		2,438,700.00	23.65
4	600036		2,261,438.00	21.93
5	601319		2,194,531.00	21.29
6	601985		2,105,072.00	20.42
7	601318		2,048,829.00	19.87
8	601288		1,904,932.00	18.48
9	600028		1,695,285.00	16.44
10	000768		1,679,619.00	16.29
11	601601		1,640,650.00	15.91
12	000895		1,630,971.00	15.82
13	300498		1,623,607.00	15.75
14	002594		1,615,531.00	15.67
15	603259		1,566,222.00	15.19
16	002466		1,513,500.00	14.68
17	002371		1,512,663.00	14.67
18	000568		1,454,728.00	14.11
19	000651		1,403,036.00	13.61
20	002304		1,371,138.00	13.30
21	601728		1,336,394.00	12.96
22	603019		1,309,610.00	12.70
23	601211		1,305,990.00	12.67
24	601398		1,300,355.00	12.61
25	600089		1,267,678.00	12.30
26	002756		1,251,467.00	12.14
27	600900		1,239,746.00	12.02
28	601857		1,231,513.00	11.94
29	601390		1,218,330.00	11.82
30	600438		1,207,463.00	11.71

31	601919		1, 197, 531. 00	11. 62
32	601881		1, 186, 678. 00	11. 51
33	000408		1, 154, 336. 00	11. 20
34	601939		1, 151, 048. 00	11. 16
35	600383		1, 145, 786. 00	11. 11
36	600050		1, 136, 733. 00	11. 03
37	002475		1, 135, 890. 00	11. 02
38	300760		1, 087, 663. 00	10. 55
39	000002	A	1, 080, 196. 00	10. 48
40	600809		1, 069, 439. 00	10. 37
41	600887		1, 048, 451. 00	10. 17
42	600741		1, 046, 851. 00	10. 15
43	688981		1, 023, 128. 82	9. 92
44	600188		1, 006, 687. 00	9. 76
45	600585		995, 425. 00	9. 65
46	600919		989, 037. 00	9. 59
47	688223		981, 631. 50	9. 52
48	601766		981, 163. 00	9. 52
49	601186		971, 188. 00	9. 42
50	601888		970, 111. 00	9. 41
51	300496		961, 852. 00	9. 33
52	600905		958, 152. 00	9. 29
53	601658		957, 445. 00	9. 29
54	601998		953, 015. 00	9. 24
55	688778		950, 446. 47	9. 22
56	002468		906, 037. 00	8. 79
57	002821		900, 212. 00	8. 73
58	600660		887, 733. 00	8. 61
59	000902		882, 621. 18	8. 56
60	300748		874, 219. 00	8. 48
61	002463		864, 268. 00	8. 38
62	002938		855, 332. 00	8. 30
63	300390		824, 899. 00	8. 00
64	600481		824, 566. 00	8. 00
65	601088		824, 406. 00	8. 00
66	000001		819, 708. 00	7. 95
67	600362		814, 630. 00	7. 90
68	000858		797, 420. 00	7. 73
69	300595		791, 372. 00	7. 68
70	688063		786, 808. 26	7. 63
71	600795		777, 685. 00	7. 54
72	600132		776, 723. 00	7. 53
73	300179		757, 507. 00	7. 35

74	688588		754,695.13	7.32
75	002714		749,929.00	7.27
76	603369		740,538.00	7.18
77	002422		729,648.00	7.08
78	300363		729,528.00	7.08
79	601006		712,259.00	6.91
80	002841		705,127.00	6.84
81	300073		682,542.00	6.62
82	600233		669,243.45	6.49
83	605117		614,123.00	5.96
84	300494		604,722.00	5.87
85	601231		587,692.00	5.70
86	688399		574,419.30	5.57
87	688777		567,130.00	5.50
88	603127		557,210.00	5.40
89	300861		553,770.80	5.37
90	603612		536,932.00	5.21
91	688100		526,844.72	5.11
92	603688		524,335.00	5.09
93	000970		522,327.00	5.07
94	002132		519,522.00	5.04
95	600170		509,829.00	4.95
96	002507		507,382.00	4.92
97	688072		502,952.00	4.88
98	300979		501,201.00	4.86
99	600699		499,149.00	4.84
100	688589		498,938.00	4.84
101	601298		497,842.76	4.83
102	601669		495,983.00	4.81
103	688567		494,560.22	4.80
104	300662		493,953.00	4.79
105	688556		490,223.00	4.75
106	601991		487,629.00	4.73
107	688800		486,837.00	4.72
108	688536		481,940.00	4.67
109	300115		481,842.00	4.67
110	000776		481,601.00	4.67
111	688268		477,428.00	4.63
112	300666		476,702.00	4.62
113	601128		476,267.00	4.62
114	603456		473,855.90	4.60
115	601058		473,596.00	4.59
116	600690		472,085.00	4.58

117	603345		471,319.00	4.57
118	300144		467,525.00	4.53
119	002166		466,178.00	4.52
120	601899		458,369.00	4.45
121	000878		455,368.00	4.42
122	600549		449,675.00	4.36
123	601717		449,517.00	4.36
124	688559		446,557.89	4.33
125	688518		446,083.00	4.33
126	600061		442,268.00	4.29
127	688169		434,983.00	4.22
128	300856		431,760.00	4.19
129	002624		427,775.00	4.15
130	600026		417,791.00	4.05
131	688202		409,110.00	3.97
132	600256		408,420.00	3.96
133	688126		405,432.00	3.93
134	688677		395,181.00	3.83
135	601628		392,273.00	3.80
136	601618		391,112.00	3.79
137	601137		389,106.00	3.77
138	688120		385,996.00	3.74
139	600808		385,804.00	3.74
140	688326		379,078.00	3.68
141	688037		377,864.33	3.67
142	002738		375,411.00	3.64
143	002003		373,461.00	3.62
144	300217		371,413.00	3.60
145	300035		369,796.00	3.59
146	600027		364,362.00	3.53
147	603392		357,987.00	3.47
148	603668		347,360.00	3.37
149	000921		346,022.00	3.36
150	600521		345,092.00	3.35
151	601138		344,345.00	3.34
152	000596		333,345.00	3.23
153	603323		331,800.00	3.22
154	688123		330,646.14	3.21
155	600821		328,165.00	3.18
156	601668		328,126.00	3.18
157	600582		318,402.00	3.09
158	603908		303,025.00	2.94
159	000333		301,929.00	2.93

160	002839		292,079.00	2.83
161	300775		285,742.00	2.77
162	000877		284,195.00	2.76
163	600989		283,017.00	2.75
164	002152		278,438.00	2.70
165	603613		276,535.00	2.68
166	688006		269,989.00	2.62
167	300896		269,712.00	2.62
168	603883		263,726.00	2.56
169	300919		263,024.00	2.55
170	688680		261,033.64	2.53
171	002007		256,950.00	2.49
172	603290		254,438.00	2.47
173	601238		239,300.00	2.32
174	000898		233,047.00	2.26
175	002192		230,991.00	2.24
176	002709		224,916.00	2.18
177	600606		220,256.13	2.14
178	300604		218,811.00	2.12
179	002497		218,475.00	2.12
180	688008		214,795.00	2.08
181	300244		209,409.00	2.03
182	601328		208,915.00	2.03

" "

8.4.2**2% 20**

				(%)
1	601985		2,144,494.00	20.80
2	601601		1,831,830.00	17.77
3	601319		1,755,434.00	17.03
4	601288		1,732,024.00	16.80
5	601012		1,716,235.00	16.65
6	300498		1,611,643.00	15.63
7	600028		1,520,127.00	14.74
8	600036		1,435,967.00	13.93
9	002466		1,384,433.00	13.43
10	601211		1,304,923.00	12.66
11	603019		1,282,656.00	12.44
12	600887		1,263,708.00	12.26
13	600900		1,235,153.94	11.98
14	002475		1,230,809.00	11.94
15	000895		1,156,039.00	11.21

16	000408		1,147,391.00	11.13
17	600919		1,132,319.00	10.98
18	600050		1,127,564.00	10.94
19	600132		1,110,307.00	10.77
20	688981		1,097,309.30	10.64
21	601186		1,086,173.00	10.54
22	600741		1,063,340.00	10.31
23	601766		1,055,833.00	10.24
24	600519		1,027,771.00	9.97
25	300496		1,013,533.45	9.83
26	600585		972,518.00	9.43
27	600188		962,205.00	9.33
28	002468		958,948.00	9.30
29	002821		943,236.00	9.15
30	000002	A	932,054.00	9.04
31	000768		931,400.00	9.03
32	002463		919,078.00	8.91
33	601998		912,696.00	8.85
34	600905		908,501.00	8.81
35	601888		862,667.00	8.37
36	600660		859,121.00	8.33
37	603369		855,251.00	8.30
38	002371		843,150.00	8.18
39	300750		834,666.00	8.10
40	002938		823,965.00	7.99
41	300748		822,981.00	7.98
42	300595		814,890.00	7.90
43	601088		813,334.00	7.89
44	600362		806,470.00	7.82
45	600795		802,110.00	7.78
46	000568		771,999.00	7.49
47	000001		766,980.00	7.44
48	300179		761,706.00	7.39
49	300390		758,215.00	7.35
50	601318		739,415.00	7.17
51	603259		726,063.00	7.04
52	601881		724,594.00	7.03
53	601006		720,212.00	6.99
54	002304		705,521.00	6.84
55	300363		677,975.00	6.58
56	688777		676,523.72	6.56
57	000651		668,851.00	6.49
58	601728		666,383.00	6.46

59	600383		661,607.00	6.42
60	000858		660,593.00	6.41
61	600233		654,741.15	6.35
62	601398		653,777.00	6.34
63	601857		652,585.00	6.33
64	300073		635,733.00	6.17
65	605117		627,712.00	6.09
66	600089		598,587.00	5.81
67	601390		582,714.00	5.65
68	300494		576,050.00	5.59
69	603688		569,849.00	5.53
70	002756		567,991.00	5.51
71	688223		563,363.07	5.46
72	688589		562,172.55	5.45
73	688100		561,433.13	5.45
74	603127		553,038.00	5.36
75	601919		543,631.00	5.27
76	688399		541,407.00	5.25
77	603456		539,170.00	5.23
78	601939		533,515.00	5.17
79	603612		526,604.00	5.11
80	688778		526,116.56	5.10
81	688268		508,879.58	4.94
82	000776		492,929.00	4.78
83	000902		490,762.00	4.76
84	601298		490,303.00	4.76
85	601058		489,025.00	4.74
86	002594		488,806.00	4.74
87	300861		487,559.00	4.73
88	603392		487,064.30	4.72
89	601128		485,713.00	4.71
90	300662		483,255.00	4.69
91	000970		481,331.00	4.67
92	600061		479,668.00	4.65
93	300144		478,304.00	4.64
94	600690		477,576.00	4.63
95	601669		477,213.00	4.63
96	601658		470,435.00	4.56
97	603345		464,757.00	4.51
98	300979		460,872.00	4.47
99	601899		460,867.00	4.47
100	688567		460,764.00	4.47
101	688536		450,622.00	4.37

102	688556		444,000.00	4.31
103	688123		442,280.00	4.29
104	002166		441,525.00	4.28
105	600809		435,633.00	4.23
106	688588		431,524.00	4.19
107	002132		427,503.00	4.15
108	688800		409,730.19	3.97
109	600256		409,723.00	3.97
110	002507		408,325.00	3.96
111	601137		408,285.85	3.96
112	688202		406,528.64	3.94
113	300666		404,401.00	3.92
114	600438		400,410.00	3.88
115	600481		396,650.00	3.85
116	688169		394,805.04	3.83
117	601618		387,405.00	3.76
118	688126		377,012.82	3.66
119	002422		375,827.00	3.65
120	603668		366,512.00	3.55
121	300035		361,570.00	3.51
122	000921		359,814.00	3.49
123	002709		358,977.00	3.48
124	000333		357,932.00	3.47
125	300122		353,997.00	3.43
126	002460		351,216.80	3.41
127	000877		348,025.00	3.38
128	002714		347,309.00	3.37
129	600176		342,445.00	3.32
130	000596		338,896.00	3.29
131	603323		337,722.00	3.28
132	688063		333,967.34	3.24
133	600521		329,341.00	3.19
134	300059		326,129.56	3.16
135	300896		313,929.00	3.04
136	600582		308,574.00	2.99
137	600821		296,184.00	2.87
138	002839		294,553.00	2.86
139	600030		291,058.60	2.82
140	000725	A	288,732.00	2.80
141	603908		287,577.00	2.79
142	600989		286,950.00	2.78
143	603883		282,477.00	2.74
144	002152		273,957.00	2.66

145	603613		270,162.00	2.62
146	002192		269,978.00	2.62
147	603290		262,805.00	2.55
148	688006		262,316.00	2.54
149	688680		259,508.85	2.52
150	300775		258,170.00	2.50
151	002007		244,165.00	2.37
152	300919		244,015.00	2.37
153	601668		240,603.00	2.33
154	600549		239,005.00	2.32
155	600027		228,455.00	2.22
156	601238		226,046.00	2.19
157	300604		220,954.00	2.14
158	002493		220,268.00	2.14
159	002064		215,745.00	2.09
160	300347		213,232.00	2.07
161	601328		209,349.00	2.03

" "

8.4.3

:

	148,486,154.39
	118,617,064.75

" " " "

8.5

			%
1		510,104.79	1.01
2		-	-
3		-	-
		-	-
4		-	-
5		-	-
6		-	-
7		-	-
8		-	-
9		-	-
10		510,104.79	1.01

8.6

						%
1	019666	22	01	5,000	510,104.79	1.01

8.7

8.8

8.9

8.10

8.11

8.11.1

8.11.2

8.12

8.12.1

2022 3 21

2022 21

EAST

EAST

EAST

EAST

EAST

EAST

EAST

EAST

EAST

EAST

EAST

EAST

EAST

EAST

300

2022 9 9

2022 48

" "

460

2022 3

21

2022 11

EAST

EAST

EAST

EAST

EAST

EAST

EAST

EAST

EAST

EAST

EAST

2018

360

8.12.2

8.12.3

1		19,034.99
2		-
3		-
4		-
5		100,000.00

6		-
7		-
8		-
9		119,034.99

8.12.4

8.12.5

8.12.6

§ 9

9.1

				%		%
A	307	62,266.05	13,276,197.32	69.45	5,839,478.95	30.55
C	211	81,715.36	8,421,666.10	48.84	8,820,275.17	51.16
	518	70,188.45	21,697,863.42	59.68	14,659,754.12	40.32

9.2

			%
	A	0.00	0.00
	C	66,769.05	0.39
		66,769.05	0.18

9.3

	A	0
	C	0
		0
	A	0
	C	0
		0

§ 10

	A	C
2018 8 9	200,836,986.41	-
	1,060,069.93	5,386,558.22
	21,278,343.02	29,706,054.87
	3,222,736.68	17,850,671.82
	-	-
	19,115,676.27	17,241,941.27

§ 11

11.1

2022 5 13 0:00 2022 5 29 17:00

3,198,306.38

62.00%

100%

2022 5 30

2022

6 1

11.2

11.2.1

2022 2 21

11.2.2

11.3

11.4

11.5

30,000.00

5

11.6

11.6.1

1	
	2022 1 18

11.6.2

11.7

11.7.1

			(%)		(%)	
	2	167,379,143.73	62.68	155,884.48	69.32	-
	2	72,899,051.59	27.30	46,022.24	20.47	-
	2	11,813,275.72	4.42	9,051.40	4.03	-

	1	7,954,817.39	2.98	7,408.44	3.29	-
	2	6,974,036.08	2.61	6,495.28	2.89	-
	1	-	-	-	-	-
	1	-	-	-	-	-
	1	-	-	-	-	-
	1	-	-	-	-	-
	2	-	-	-	-	-
	1	-	-	-	-	-
	1	-	-	-	-	-
	1	-	-	-	-	-
	1	-	-	-	-	-
	2	-	-	-	-	-

1

2

2022

2

2023

2

1

2

<1998>29

[2007]48

1

a

b

c

d

2

11.7.2

	2021 4		
3	2021		2022 1 24
4			2022 1 26
5			2022 1 29
6			2022 2 8
7			2022 2 9
8	" "		2022 2 16
9	" " "		2022 2 16
10			2022 2 23
11	" "		2022 2 23
12			2022 3 3
13			2022 3 17

14	2021		2022 3 31
15	2021		2022 3 31
16	2022 1		2022 4 22
17	2022		2022 4 22
18			2022 4 25
19			2022 4 27
20			2022 4 28
21			2022 4 29
22			2022 5 7
23			2022 5 11
24			2022 5 25
25			2022 5 26

26			2022 6 1
27			2022 6 8
28			2022 6 13
29			2022 6 15
30			2022 6 15
31			2022 6 30
32	2022 2		2022 7 21
33	2022		2022 7 21
34			2022 8 4
35			2022 8 17

36			2022 8 17
37			2022 8 24
38	2022		2022 8 31
39	2022		2022 8 31
40			2022 9 2
41	APP		2022 9 28
42		2022 1	2022 9 30
43	2022 3		2022 10 26
44	2022		2022 10 26
45			2022 11 8
46			2022 12 16
47			2022 12 21

48			2022 12 28
49			2022 12 28
50			2022 12 28
51			2022 12 28

§ 12

12.1

20%

		20%					%
1	2022 8 15 2022 9 20	0.00	3,338,4 52.29	0.00	3,338,452.29	9.18	
2	2022 9 26 2022 9 26 2022 12 21 2022 12 29	0.00	5,977,4 36.55	0.00	5,977,436.55	16.44	
3	2022 1 1 2022 5 11 2022 5 19 2022 8 10	1,32 0,56 4.81	4,290,2 13.41	2,350,00 0.00	3,260,778.22	8.97	
4	2022 1 1 2022 2 17	2,94 1,00 3.47	0.00	2,941,00 3.47	0.00	0.00	0.00
1	2022 3 9 2022 5 11 2022 5 19 2022 6 7	698, 607. 25	0.00	698,607. 25	0.00	0.00	0.00
2	2022 8 11	0.00	538,321	0.00	538,321.78	1.48	

		2022 8 14		. 78			
	3	2022 6 8 2022 8 10	368, 758. 00	13,679. 89	0.00	382,437.89	1.05
1							
2							
3							

12.2

§ 13

13.1

1

2

3

4

5

6

13.2

13.3