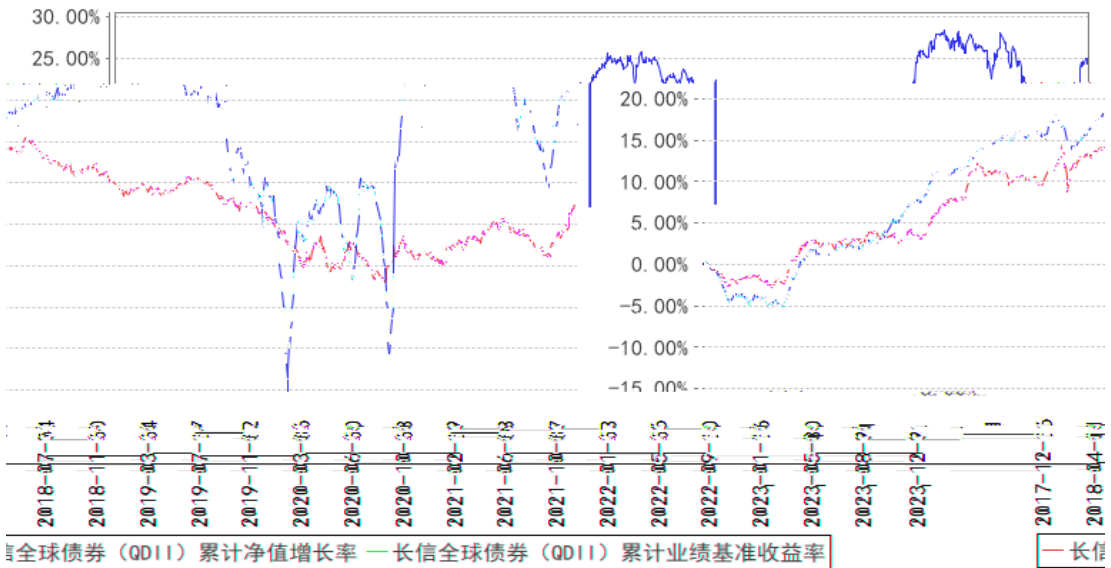
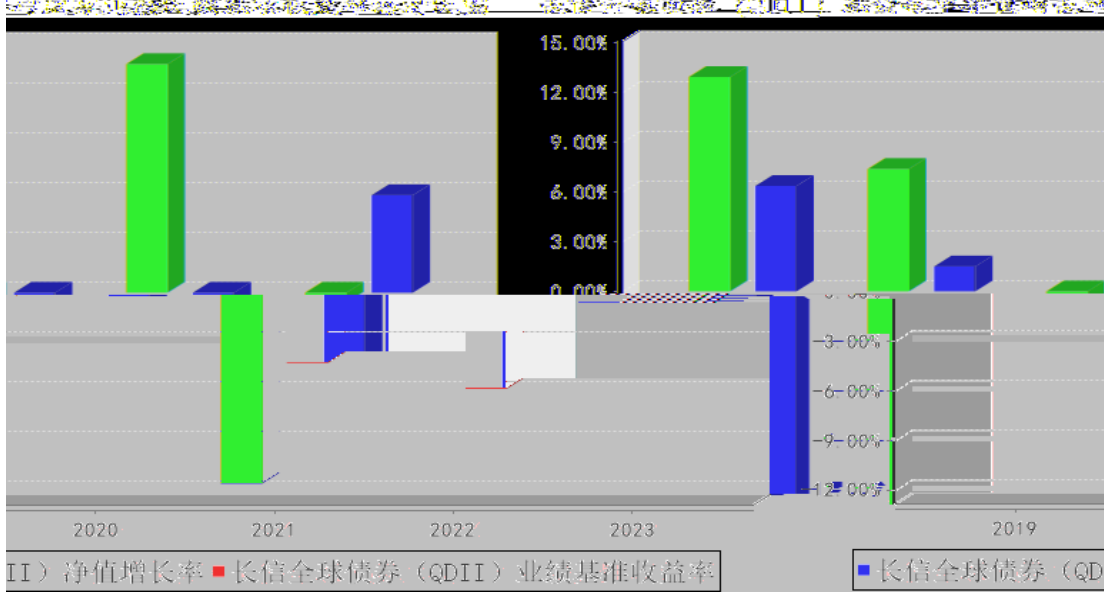

§1	2
1.1	2
1.2	3
§2	5
2.1	5
2.2	5
2.3	5
2.4	6
2.5	6
2.6	6
§3	6
3.1	6
3.2	7
3.3	8
§4	8
4.1	8
4.2	10
4.3	10
4.4	10
4.5	11
4.6	12
4.7	12
4.8	13
4.9	13
4.10	13
§5	14
5.1	14
5.2	14
5.3	14
§6	14
6.1	14
6.2	14
§7	16
7.1	16
7.2	17
7.3	18
7.4	20

§8	48
8.1	48
8.2	49
8.3	49
8.4	49
8.5	49
8.6	51
8.7	51
8.8	51
8.9	51
8.10	52
8.11	52
§9	53
9.1	53
9.2	53
9.3	53
§10	53
§11	53
11.1	53
11.2	53
11.3	54
11.4	54
11.5	54
11.6	54
11.7	54
11.8	57
§12	59
12.1 20%	59
12.2	59
§13	60
13.1	60
13.2	60
13.3	60

长信全球债券（QDII）累计净值增长率与同期业绩比较基准收益率的历史走势对比图



















--	--	--	--

















--

--

--

--

--

--	--	--	--

--	--

--	--	--

