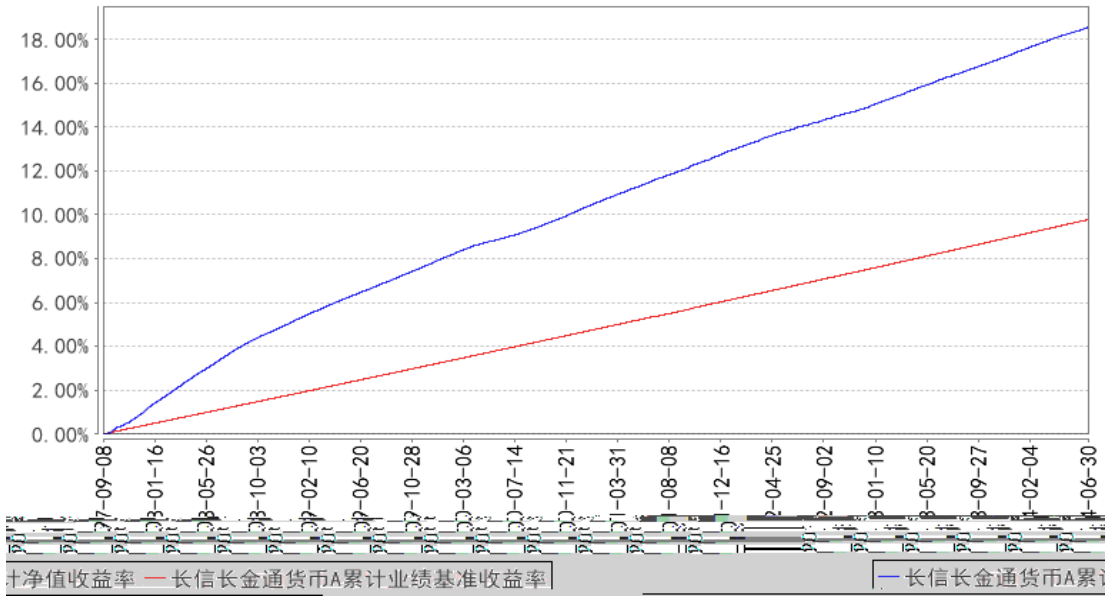

§

§1	2
1.1	2
1.2	3
§2	5
2.1	5
2.2	5
2.3	5
2.4	6
2.5	6
§3	6
3.1	6
3.2	7
§4	11
4.1	11
4.2	13
4.3	13
4.4	14
4.5	14
4.6	15
4.7	15
4.8	15
§5	15
5.1	15
5.2	16
5.3	16
§6	16
6.1	16
6.2	17
6.3	19
6.4	21
§7	41
7.1	41
7.2	41
7.3	41
7.4	240	42
7.5	42
7.6	43

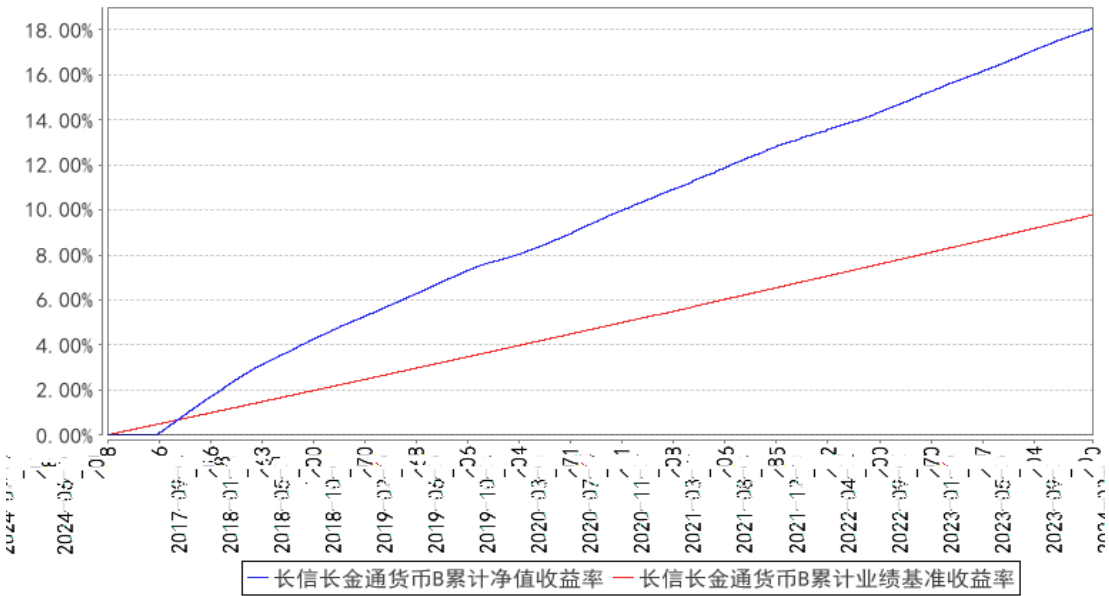
7.7 “ ”	43
7.8	43
7.9	43
§8	45
8.1	45
8.2	46
8.3	46
8.4	46
§9	47
§10	47
10.1	47
10.2	48
10.3	48
10.4	48
10.5	48
10.6	48
10.7	48
10.8	0.5%	50
10.9	50
§11	52
11.1	20%	52
11.2	52
§12	53
12.1	53
12.2	53
12.3	53

§

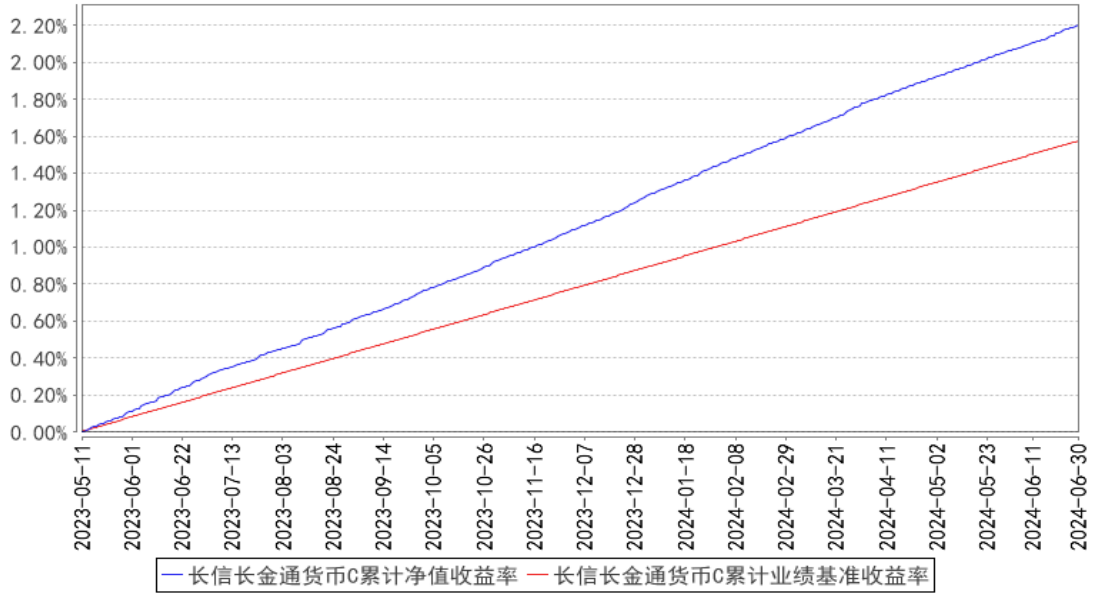
长信长金货币A累计净值收益率与同期业绩比较基准收益率的历史走势对比图



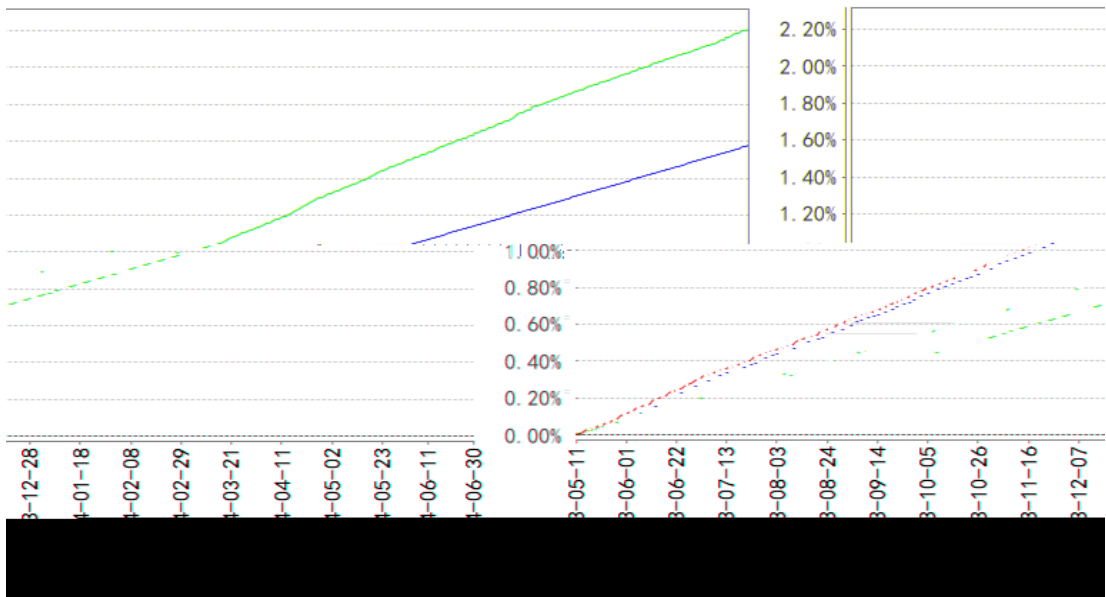
长信长金货币B累计净值收益率与同期业绩比较基准收益率的历史走势对比图



长信长金货币C累计净值收益率与同期业绩比较基准收益率的历史走势对比图



长信长金货币C基金份额净值与同期业绩比较基准收益率的历史走势对比图



§



§

" "				
" "				
" "				

" "				
" "				
" "				

" "

"

"

" "

"

"

"

"

"

"

" "		
" "		

" "		
" "		

" "		
" "		

" "		
" "		

" "	
" "	
" "	
" "	

×

×

÷

×

×

÷

×

÷

--	--	--	--	--	--	--	--



--	--	--	--	--	--	--	--

--

--

--

--

--

“ ”





“ ”

§

§

§





§