

×

×

.....	6
.....	7
.....	12
.....	23
.....	26
.....	52
.....	53
.....	54
.....	68
.....	74
.....	76
.....	84
.....	85
.....	80
.....	95
.....	97
.....	98
.....	105
.....	109
.....	117
.....	119
.....	149
.....	169
.....	172
.....	175
.....	176

~~长信基金~~

1

10

58



500

59

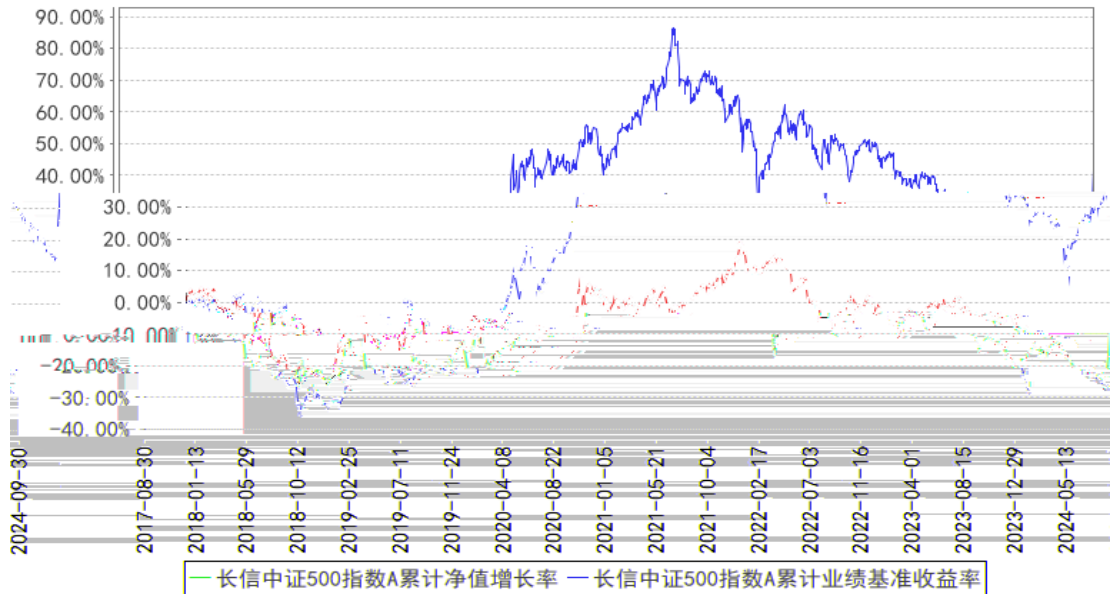
	100 M 500		

--	--

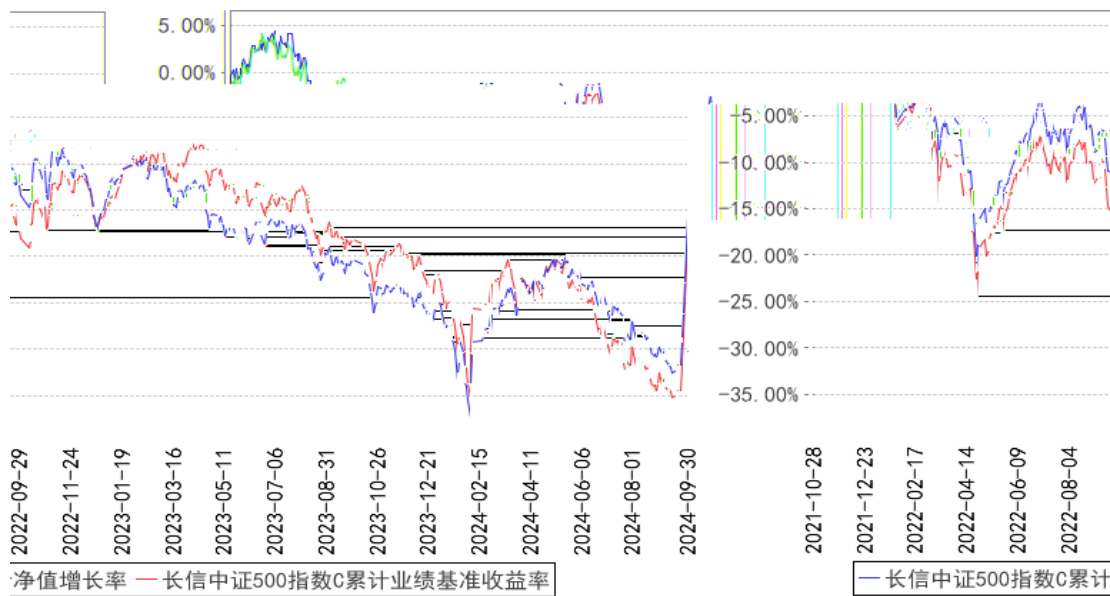
÷



长信中证500指数A累计净值增长率与同期业绩比较基准收益率的历史走势对比图



长信中证500指数C累计净值增长率与同期业绩比较基准收益率的历史走势对比图



20%

7

1.5%

