

.....	5
.....	6
.....	10
.....	23
.....	27
.....	58
.....	59
.....	60
.....	78
.....	89
.....	94
.....	97
.....	99
.....	105
.....	107
.....	100
.....	111
.....	117
.....	121
.....	126
.....	120
.....	149
.....	159
.....	162
.....	170
.....	171


--	--	--



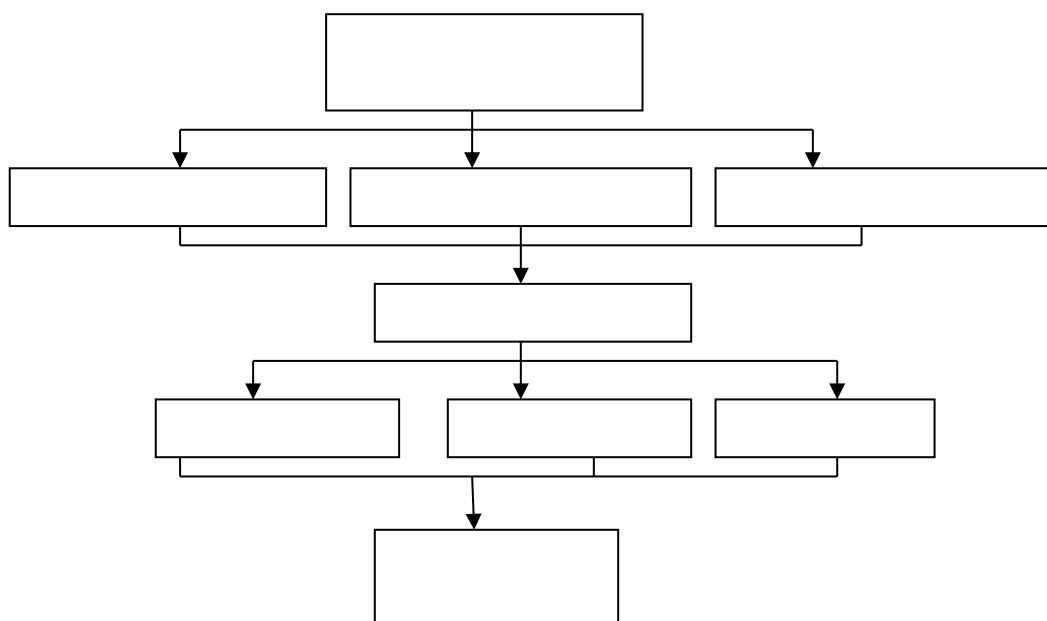
--	--	--

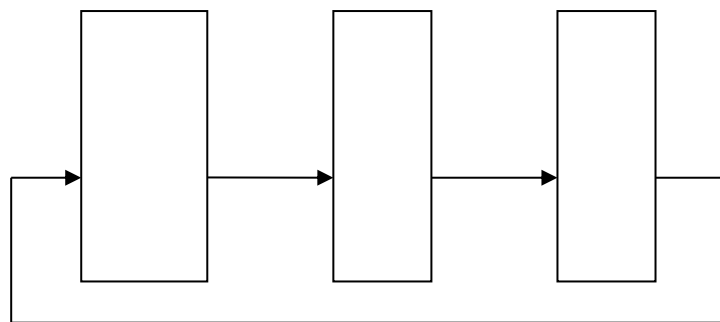


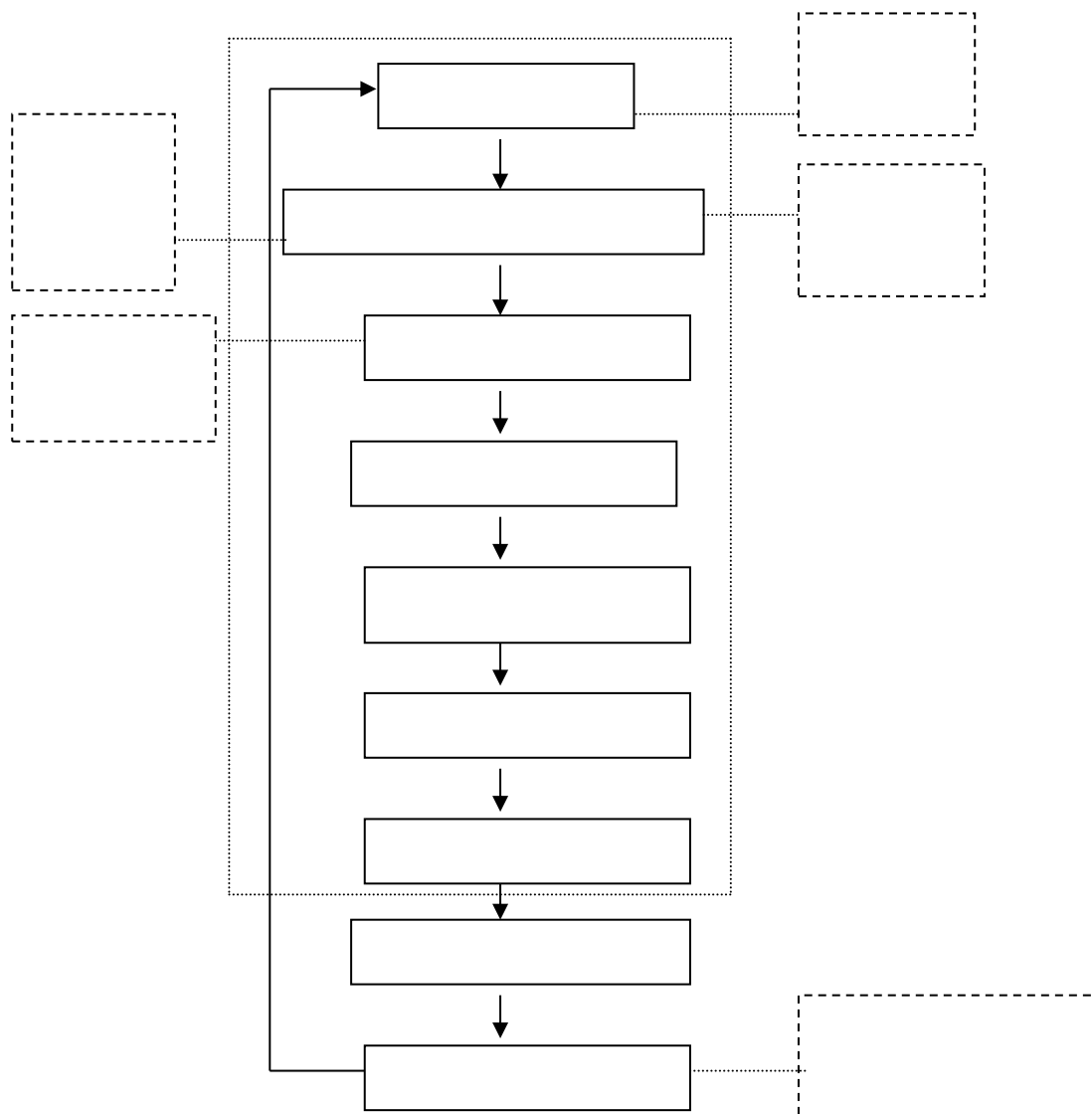
--	--



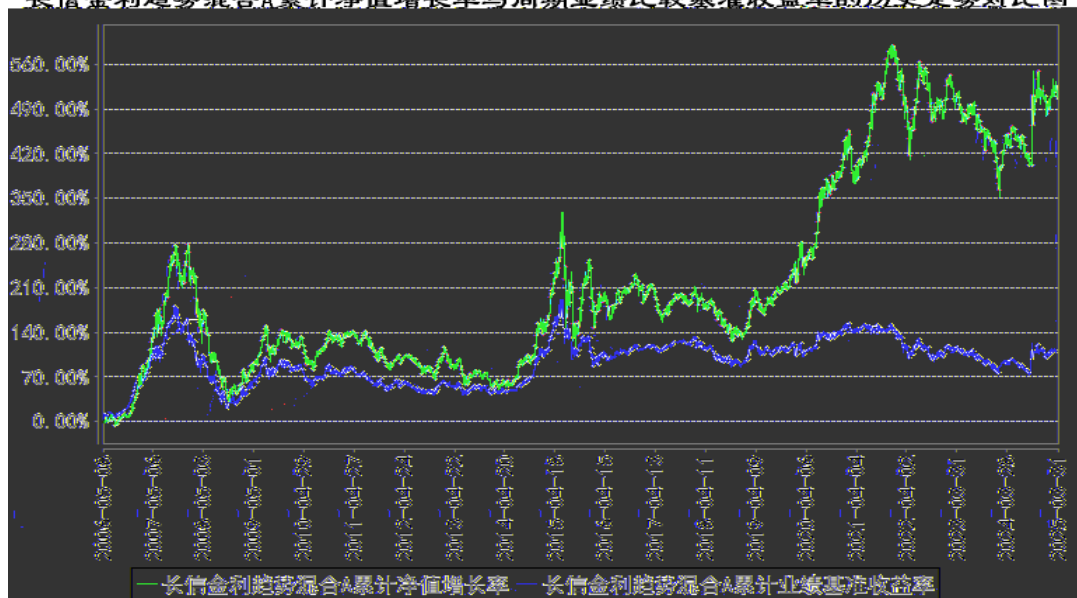
7			
		30	



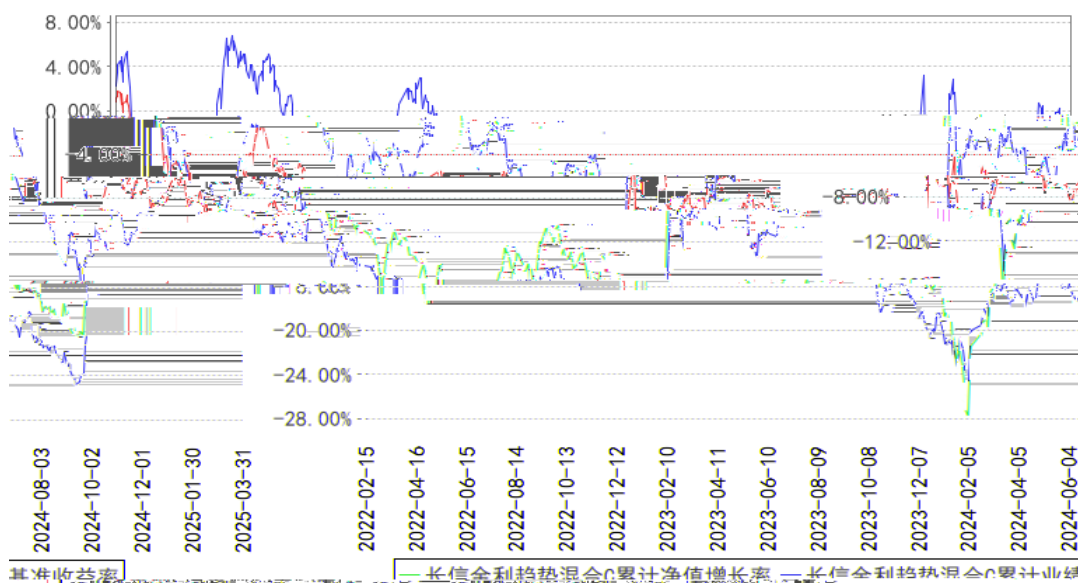




长信金利趋势混合A累计净值增长率与同期业绩比较基准收益率的历史走势对比图



长信金利趋势混合C累计净值增长率与同期业绩比较基准收益率的历史走势对比图



1			2024/6/15
2			2024/6/15
3			2024/6/20
4			2024/6/24
5			2024/6/25
6			2024/6/26
7	2024	2	2024/6/28
8	2	2024	2024/7/19
9	2024		2024/7/19
10			2024/7/20
11			2024/8/15
12			2024/8/17

13			2024/8/29
14		2024	2024/8/30
15	2024		2024/8/30
16			2024/9/11
17			2024/9/25
18			2024/10/11
19		2024 3	2024/10/25
20	2024		2024/10/25
21			2024/10/28
22			2024/10/29
23			2024/11/6
24			2024/11/7
25			2024/11/19

26			2024/11/19
27			2024/12/4
28			2024/12/20
29			2025/1/4
30			2025/1/10
31	4	2024	2025/1/22
32	2024		2025/1/22
33			2025/1/25
34			2025/2/19
35			2025/3/21
36			2025/3/21
37			2025/3/21
38			2025/3/24

